



Go Further

ford.com

VEHICLE DESCRIPTION

TRANSIT CONNECT

L1 470831

2020 XLT WAGON LWB
XLT 6 PASSENGER
2.0L GDI I4 ENGINE
8 SPD AUTO TRANSAXLE

EXTERIOR
BLUE METALLIC
INTERIOR
EBONY CLOTH SEATS


STANDARD EQUIPMENT INCLUDED AT NO EXTRA CHARGE			
EXTERIOR	INTERIOR	FUNCTIONAL	SAFETY/SECURITY
• BODY SIDE MOLDINGS - BODY COLOR	• 2ND AND 3RD ROW SEATS	• BLIS (BLIND SPOT INFO SYS)	• ADVANCETRAC WITH RSC
• BUMPERS - BODY COLOR	• 6-WAY POWER DRIVER/4-WAY MANUAL PASSENGER SEATS	• BRAKES, 4-WHEEL DISC/ABS	• AIRBAGS - DUAL STAGE FRONT
• DOOR HANDLES - BODY COLOR	• AUTO-DIM REARVIEW MIRROR	• FORDPASS™ CONNECT 4GWI-FI HOTSPOT TELEMATICS MODEM	• AIRBAGS - FRONT SEAT MOUNTED SIDE IMPACT
• DOORS - DUAL SLIDING SIDE LIFTGATE W/ FXD GLASS REAR	• CENTER CONSOLE W/ARMREST, STORAGE & 2 CUPHOLDERS	• FRONT WHEEL DRIVE	• AIRBAGS - SIDE AIR CURTAINS
• FOG LAMPS	• DUAL-ZONE ELECTRONIC AUTO CLIMATE CONTROL	• FUEL TANK - -15.8 GAL	• EMERGENCY BRAKE ASSIST
• GRILLE - 5 BAR, CHROME	• FLOOR COVERING - CARPETED	• HILL START ASSIST	• MYKEY
• HEADLAMPS - AUTO HIGH BEAM	• OVERHEAD STOWAGE SHELF	• LANE KEEPING SYSTEM	• SECURILOCK PASS ANTI THEFT
• HEADLAMPS - AUTOLAMP (ON/OFF)	• POWERPOINTS - 12V (3)	• PHONE WIRELESS CHRGING PAD	• TIRE PRESSURE MONITOR SYS
• POWER ADJ/HEATED/POWER FOLD EXTERIOR MIRRORS	• SMART CHARGING USB PORT(2)	• REAR VIEW CAMERA	
• WIPERS - RAIN-SENSING	• STEERING - TILT/TELESCOPIC	• REMOTE KEYLESS ENTRY	WARRANTY
	• WINDOWS-1-TOUCH UP/DOWN FRONT/REAR	• REVERSE SENSING SYSTEM	• 3YR/36,000 BUMPER / BUMPER
		• SYNC® 3	• 5YR/60,000 POWERTRAIN
			• 5YR/60,000 ROADSIDE ASSIST

INCLUDED ON THIS VEHICLE
ORDER CODE 210A

OPTIONAL EQUIPMENT/OTHER
50 STATE EMISSIONS
SYNC3/RR CAM/SSR/NAV/HD

(MSRP)

NO CHARGE
495.00



PRICE INFORMATION

BASE PRICE
\$29,135.00

TOTAL OPTIONS/OTHER
495.00

TOTAL VEHICLE & OPTIONS/OTHER
29,630.00

DESTINATION & DELIVERY
1,295.00

(MSRP)

	RAMP ONE		TOTAL MSRP \$30,925.00
	CA79	CONVOY	
	RAMP TWO	ITEM #: 48-Z300 O/T 2	
	This label is affixed pursuant to the Federal Automobile Information Disclosure Act. Gasoline, License, and Title Fees, State and Local taxes are not included. Dealer installed options or accessories are not included unless listed above.		LC043 N RB32X 035 000286 03 04 20

EPA DOT Fuel Economy and Environment

Gasoline Vehicle

Fuel Economy

26 MPG

combined city/hwy

24 city

29 highway

Spec. Purpose Vehicles range from 15 to 26 MPG. The best vehicle rates 136 MPGe.

You spend \$250 more in fuel costs over 5 years compared to the average new vehicle.

Annual fuel cost \$1,550

Fuel Economy & Greenhouse Gas Rating (tailpipe only)

Smog Rating (tailpipe only)





1 5 10 Best

1 6 10 Best


This vehicle emits 344 grams CO₂ per mile. The best emits 0 grams per mile (tailpipe only). Producing and distributing fuel also create emissions; learn more at fueleconomy.gov.

fueleconomy.gov

Calculate personalized estimates and compare vehicles



Smartphone QR Code™



GOVERNMENT 5-STAR SAFETY RATINGS

Overall Vehicle Score Not Rated

Based on the combined ratings of frontal, side and rollover. Should ONLY be compared to other vehicles of similar size and weight.

Frontal Crash Driver Passenger Not Rated Not Rated

Based on the risk of injury in a frontal impact. Should ONLY be compared to other vehicles of similar size and weight.

Side Crash Front seat Rear seat Not Rated Not Rated

Based on the risk of injury in a side impact.

Rollover ★ ★ ★ ★

Based on the risk of rollover in a single-vehicle crash.

Star ratings range from 1 to 5 stars (★★★★★), with 5 being the highest. Source: National Highway Traffic Safety Administration (NHTSA). www.safercar.gov or 1-888-327-4236

NM0GE9F20L1470831



 **WARNING:** Operating, servicing and maintaining a passenger vehicle, pickup truck, v vehicle can expose you to chemicals including engine exhaust, carbon monoxide, phtl lead, which are known to the State of California to cause cancer and birth defects or other reproductive harm. To minimize exposure, avoid breathing exhaust, do not idle the engine except as necessary, service your vehicle in a well-ventilated area and wear gloves or wash your hands frequently when servicing your vehicle. For more information go to www.P65Warnings.ca.gov/passenger-vehicle.

rates may apply. Text HELP for help



www.ford.com/help/privacy-terms/