



VEHICLE DESCRIPTION

LINCOLN CORSAIR

2025 AWD GRAND TOURING III
106.7" WHEELBASE
2.5L I-4 HYBRID ENGINE
PHEV AUTO TRANSMISSION

EXTERIOR
CRYSTAL WHITE MET CC
INTERIOR
PREM LEATHER-TRIMMED EBONY

su

L02878

STANDARD EQUIPMENT INCLUDED AT NO EXTRA CHARGE

EXTERIOR

- CHARGE PORT DOOR
- CONFIGURABLE DAYTIME RUNNING LAMPS
- DUAL EXHAUST SYSTEM - CHROME TIPS
- GRILLE - DK SMOKE CHROME
- JEWEL LED HEADLAMPS
- LED TAILLAMPS
- LINCOLN EMBRACE
- MIRRORS-HEATED/AUTOFOLD/MEMORY
- PANORAMIC VISTA ROOF W/ POWER SHADE
- PRIVACY GLASS
- ROOF RACK SIDE RAILS

INTERIOR

- 2ND ROW 60/40 FOLD FLAT SPLIT BENCH W/RECLINE
- 2ND ROW SLIDING SEAT
- AMBIENT LIGHTING
- CARGO MANAGEMENT SYSTEM
- DUAL-ZONE CLIMATE CONTROL
- FRAMELESS AUTO-DIM RR MIRR
- LEATHER WRAPPED STR WHEEL W/ CRUISE, AUDIO, CLIMATE AND MEDIA CONTROL
- ONE-TOUCH-UP/DOWN FRONT/REAR WINDOWS
- POWER TILT/TELESCOPING STEERING COLUMN W/MEMORY

FUNCTIONAL

- 12.3" COLOR CLUSTR DISPLAY
- ADAPTIVE SUSPENSION
- BATTERY CAPACITY-14.4 KWH
- BLIND SPOT INFO SYS W/CTA
- CABIN PARTICULATE AND ODOR FILTER
- CONNECTED NAV: 4 YR INCL
- INTELL ACCESS W/PUSH START
- LINCOLN CONNECT™ - 4G MODEM WITH WIFI CAPABILITY
- LINCOLN CO-PILOT360™ DR2.0
- LINCOLN DRIVE MODES
- PREM CONNECTIVITY:1YR PLAN
- REAR PARKING SENSORS
- SYNC®4 W/EVR & 13.2" SCR N

SAFETY/SECURITY

- ADVANCETRAC™ WITH RSC
- AIR BAG - DRIVER KNEE
- AIRBAGS-DUAL-STAGE FRONT
- AIRBAGS - SIDE IMPACT / CURTAINS
- AUTO HIGH BEAMS
- PRE-COLLISION ASSIST W/AEB
- SECURILOCK® PASSIVE ANTI-THEFT SYSTEM
- SOS POST CRASH SYSTEM

INCLUDED ON THIS VEHICLE

EQUIPMENT GROUP 302A

- HANDS-FREE LIFTGATE
- RAIN SENSING WIPERS
- WINDSHIELD WIPER DE-ICER
- HEATED/VENTILATED D/P SEATS
- HEATED REAR SEATS
- HEATED STEERING WHEEL
- WIRELESS CHARGING PAD
- HEAD-UP DISPLAY
- BLUECRUISE EQUIP: 4 YEAR INCL
- FRONT PARKING SENSORS
- REAR PARKING SENSORS

(MSRP)

8,675.00

PRICE INFORMATION

BASE PRICE

54,365.00

TOTAL OPTIONS/OTHER

10,875.00

(MSRP)

TOTAL VEHICLE & OPTIONS/OTHER

65,240.00

DESTINATION & DELIVERY

1,495.00

OPTIONAL EQUIPMENT/OTHER

2025 MODEL YEAR

CRYSTAL WHITE MET CC

245/45R20 99V A/S BSW TIRES

ALL-WTHR FLR LNRS W/MATS

STAR LIGHT METALLIC APPLIQUE

20" BRT MACH ALUM WHL BLK PNT

FRONT LICENSE PLATE BRACKET


750.00

200.00

NO CHARGE

1,250.00

NO CHARGE

	RAMP ONE		TOTAL MSRP \$66,735.00
	CA6K		
	RAMP TWO	RAIL	<div><div></div><div>LINCOLN AUTOMOTIVE FINANCIAL SERVICES</div></div> <div>Whether you decide to lease or finance your vehicle, you'll find the choices that are right for you. See your Lincoln Dealer for details or visit www.lincolnafs.com.</div>
		ITEM #: 63-F352 O/T 2	
	This label is affixed pursuant to the Federal Automobile Information Disclosure Act. Gasoline, License, and Title Fees, State and Local taxes are not included. Dealer installed options or accessories are not included unless listed above.		M076 D RD 2A6 530 000971 10 17 24

EPA DOT

Fuel Economy and Environment

Plug-In Hybrid Vehicle
Electricity-Gasoline

Fuel Economy

Small SUVs range from 14 to 118 MPG. The best vehicle rates 140 MPGe.

Electricity + Gasoline

Charge Time: 3.2 hours (240V)

76

MPGe

0.0

44

gallons per 100 miles

kW-hrs per 100 miles

combined city/highway

Gasoline Only

33

MPG

3.0

gallons per 100 miles

combined city/highway

You save

\$3,000

in fuel costs over 5 years compared to the average new vehicle.

Driving Range

Electricity + Gasoline

Gasoline only

27

miles

All Electric Range = 0 to 27 miles

Annual fuel cost

\$1,300

Fuel Economy & Greenhouse Gas Rating (tailpipe only)

Smog Rating (tailpipe only)

MPG

8

CO₂

9

Best

1

10

Best

1

7

10

Best

This vehicle emits 122 grams CO₂ per mile. The best emits 0 grams per mile (tailpipe only). Producing and distributing fuel and electricity also create emissions; learn more at fuelconomy.gov.

Actual results will vary for many reasons, including driving conditions and how you drive and maintain your vehicle. The average new vehicle gets 28 MPG and costs \$9,500 to fuel over 5 years. Cost estimates are based on 15,000 miles per year at \$3.50 per gallon and \$.16 per kW-hr. This is a dual fueled automobile. MPGe is miles per gasoline gallon equivalent. Vehicle emissions are a significant cause of climate change and smog.

fueleconomy.gov


Calculate personalized estimates and compare vehicles

U.S. DEPARTMENT OF ENERGY
NATIONAL ENERGY PROTECTION

U.S. DEPARTMENT OF TRANSPORTATION
SAFETY

U.S. DEPARTMENT OF JUSTICE
ENVIRONMENTAL PROTECTION AGENCY

Smartphone QR Code™



GOVERNMENT 5-STAR SAFETY RATINGS

Overall Vehicle Score

Not Rated

Based on the combined ratings of frontal, side and rollover. Should ONLY be compared to other vehicles of similar size and weight.

Frontal Crash

Driver Passenger

★★★★★

★★★★★

Based on the risk of injury in a frontal impact. Should ONLY be compared to other vehicles of similar size and weight.

Side Crash

Front seat Rear seat

★★★★★

★★★★★

Based on the risk of injury in a side impact.


Rollover


Not Rated

Based on the risk of rollover in a single-vehicle crash.

Star ratings range from 1 to 5 stars (★★★★★), with 5 being the highest. Source: National Highway Traffic Safety Administration (NHTSA). www.safercar.gov or 1-888-327-4236


5LMTJ5DZ4SUL02878





WARNING: Operating, servicing and maintaining a passenger vehicle, pickup truck, v vehicle can expose you to chemicals including engine exhaust, carbon monoxide, phtl lead, which are known to the State of California to cause cancer and birth defects or other reproductive harm. To minimize exposure, avoid breathing exhaust, do not idle the engine except as necessary, service your vehicle in a well-ventilated area and wear gloves or wash your hands frequently when servicing your vehicle. For more information go to www.P65Warnings.ca.gov/passenger-vehicle.

rates may apply. Text HELP for help



www.lincoln.com/help/privacy-terms/