



VEHICLE DESCRIPTION

LINCOLN NAUTILUS


2024 AWD RESERVE III
5-PASSENGER
2.0L GTDI FHEV
CVT AUTO ELECTRIC TRANSMISS

EXTERIOR
WHITE PLATINUM MET 3C
INTERIOR
BLACK ONYX PREM LEATHER SEA

RJ 778386


| STANDARD EQUIPMENT INCLUDED AT NO EXTRA CHARGE | | | |
|---|--|---|---|
| EXTERIOR <ul style="list-style-type: none">• BLACK PAINTED ROOF• EASY FUEL® CAPLESS FILLER• FULL LED HEADLAMPS W/SIGNATURE LIGHT BAR• GRILLE-BRIGHT CHRME JEWELS• HANDS-FREE LIFTGATE• HEATED VISIO BLADE• LINCOLN EMBRACE• LED TAILLAMPS• MIRRORS-HEATED/AUTOFOLD/ SIGNAL/SEC APPROACH LAMPS• PANORAMIC VISTA ROOF® W/ POWER SHADE• PRIVACY GLASS• REAR WIPER/WASHER/DEFROST | INTERIOR <ul style="list-style-type: none">• 11.1 CENTERSTACK SCREEN• AUTO AIR REFRESH• AUTO-DIMMING REARVIEW MIRR• DIGITAL SCENT• DUAL-ZONE CLIMATE CONTROL• HEATED STEERING WHEEL• LEATHER WRAPPED STR WHEEL• POWER TILT/TELESCOPING STEERING COLUMN W/MEMORY• SEAT-2ND RW 60/40 EASYFOLD• SEATS-HTD/VENTILATED FRONT W/DRIVER MEMORY• SEATS-PERFECT POSITION PWR 24-WAY W/ACTIVE MOTION®• SEATS - REAR HEATED | FUNCTIONAL <ul style="list-style-type: none">• 360 DEGREE CAMERA• ADAPTIVE SUSPENSION• ALL-NEW IN VEHICLE DIG EXP• BLIS W/CROSS-TRAFFIC ALERT• INTEL ADAPT CRUISE CONTROL• INTELLIGENT ACCESS W/PUSH BUTTON START• LANE-KEEPING SYSTEM• LINCOLN CONNECT™ -5G MODEM W/WIFI CAPABILITY• PHONE AS A KEY (PAAK)• PREM CONNECTIVITY:1YR PLAN• REAR PARKING SENSORS• REVEL® ULTIMA 3D 28-SPKRS• SECURICODE™ KEYLESS KEYPAD | SAFETY/SECURITY <ul style="list-style-type: none">• ADVANCETRAC™WITH RSC• AIRBAGS-DUAL-STAGE FRONT• AIRBAGS-SIDE IMPACT/SAFETY CANOPY SIDE AIR CURTAINS• AUTO HIGH BEAMS• PERIMETER ALARM• PERSONAL SAFETY SYSTEM™• PRE-COLLISION ASSIST W/AEB• SOS POST-CRASH ALERT SYS™• TIRE PRESSURE MONITOR SYS WARRANTY <ul style="list-style-type: none">• 4YR/50K MILE WARRANTY• 4YR/50K PICKUPDELIVERY SVC• 6YR/70K MI POWERTRAIN WARR |

| INCLUDED ON THIS VEHICLE | (MSRP) | PRICE INFORMATION | (MSRP) |
|---------------------------------|-----------|-------------------------------|-------------|
| EQUIPMENT GROUP 203A | 10,005.00 | BASE PRICE | \$54,750.00 |
| OPTIONAL EQUIPMENT/OTHER | | TOTAL OPTIONS/OTHER | 15,255.00 |
| 2024 MODEL YEAR | | | |
| WHITE PLATINUM MET 3C | 750.00 | TOTAL VEHICLE & OPTIONS/OTHER | 70,005.00 |
| 2.0L GTDI FHEV | 1,500.00 | DESTINATION & DELIVERY | 1,395.00 |
| 50 STATE EMISSIONS | NO CHARGE | | |
| BLUECRUISE EQUIP: 4 YEAR INCL | | | |
| JET APPEARANCE PACKAGE | 3,000.00 | | |
| .P255/45R22 A/S TIRES | | | |
| .22" SATIN DRK LUSTER NKL | | | |
| FRONT LICENSE PLATE BRACKET | NO CHARGE | | |
| TAG 037Y299 | | | |


| | | | | | |
|--|---|--------------------------|-----------------------------------|---|---|
| | RAMP ONE | CONVOY | TOTAL MSRP \$71,400.00 | Scan The QR Code to get more details about this vehicle |  |
| | CC44 | | | | |
| | RAMP TWO | ITEM #: 84-8299 O/T Y | | | |
| | This label is affixed pursuant to the Federal Automobile Information Disclosure Act. Gasoline, License, and Title Fees, State and Local taxes are not included. Dealer installed options or accessories are not included unless listed above. | | | | |
| | | | I054 R RD 2AJ 430 000075 11 24 25 | | |

EPA DOT

Fuel Economy and Environment

Gasoline Vehicle

Fuel Economy



30MPG

combined city/hwy

30city

31highway

3.3gallons per 100 miles

You save

\$750

in fuel costs over 5 years

compared to the average new vehicle.

Small SUVs range from 14 to 123 MPG. The best vehicle rates 140 MPGe.

Annual fuel cost

\$1,800

Fuel Economy & Greenhouse Gas Rating (tailpipe only)

Smog Rating (tailpipe only)

110Best

6

110Best




7

This vehicle emits 290 grams CO₂ per mile. The best emits 0 grams per mile (tailpipe only). Producing and distributing fuel also create emissions; learn more at fueleconomy.gov.

Actual results will vary for many reasons, including driving conditions and how you drive and maintain your vehicle. The average new vehicle gets 28 MPG and costs \$9,750 to fuel over 5 years. Cost estimates are based on 15,000 miles per year at \$3.60 per gallon. MPGe is miles per gasoline gallon equivalent. Vehicle emissions are a significant cause of climate change and smog.

fueleconomy.gov

Calculate personalized estimates and compare vehicles



GOVERNMENT 5-STAR SAFETY RATINGS

Overall Vehicle Score


Not Rated


Based on the combined ratings of frontal, side and rollover. Should ONLY be compared to other vehicles of similar size and weight.


| | | |
|--|-------------------------|------------------------|
| Frontal Crash | Driver Passenger | Not Rated Not Rated |
| Based on the risk of injury in a frontal impact. Should ONLY be compared to other vehicles of similar size and weight. | | |
| Side Crash | Front seat Rear seat | Not Rated Not Rated |
| Based on the risk of injury in a side impact. | | |
| Rollover | Not Rated | |
| Based on the risk of rollover in a single-vehicle crash. | | |

Star ratings range from 1 to 5 stars (★★★★★), with 5 being the highest. Source: National Highway Traffic Safety Administration (NHTSA).
www.safercar.gov or 1-888-327-4236

5LMPJ8K49RJ778386




 **WARNING:** Operating, servicing and maintaining a passenger vehicle, pickup truck, van, or off-road vehicle can expose you to chemicals including engine exhaust, carbon monoxide, phthalates, and lead, which are known to the State of California to cause cancer and birth defects or other reproductive harm. To minimize exposure, avoid breathing exhaust, do not idle the engine except as necessary, service your vehicle in a well-ventilated area and wear gloves or wash your hands frequently when servicing your vehicle. For more information go to www.P65Warnings.ca.gov/passenger-vehicle.

LINCOLN AUTOMOTIVE FINANCIAL SERVICES

Get approved online at
www.lincolnafs.com

THE LINCOLN WAY™ APP

Your Dashboard of Services & Features



Download the Lincoln Way app* and you can:

- Remotely start, lock and unlock your vehicle
- Locate your vehicle and check approximate fuel range
- Receive vehicle health alerts

The Lincoln Connect™ modem is active and sending vehicle data (e.g., diagnostics) to Lincoln. See in-vehicle Settings for connectivity options.

*Compatible with select smartphone platforms. Lincoln Connect service required (see App Terms for more information). Connected service and related feature functionality is subject to compatible AT&T-network availability. Evolving technology/ cellular networks may affect functionality and availability, or continued provision of some features, prohibiting them from functioning. Message and data rates may apply. See your local Lincoln website for our privacy policy.