



VEHICLE DESCRIPTION

LINCOLN NAUTILUS

2025 AWD RESERVE II  
5-PASSENGER  
2.0L GTDI FHEV  
CVT AUTO ELECTRIC TRANSMISS

EXTERIOR  
WHITE PLATINUM MET 3C  
INTERIOR  
LT SMK TRUFFLE PRM LTHR SEA

SJ 921829

STANDARD EQUIPMENT INCLUDED AT NO EXTRA CHARGE

EXTERIOR

- BLACK PAINTED ROOF
- EASY FUEL® CAPLESS FILLER
- FULL LED HEADLAMPS
- W/SIGNATURE LIGHT BAR
- GRILLE-BRIGHT CHRME JEWELS
- HEATED WIPER PARK
- LINCOLN EMBRACE
- LED TAILLAMPS
- MIRRORS-HEATED/AUTOFOLD/
- SIGNAL/SEC APPROACH LAMPS
- PRIVACY GLASS
- REAR WIPER/WASHER/DEFROST

INTERIOR

- 11.1 CENTERSTACK SCREEN
- AUTO-DIMMING REARVIEW MIRR
- CARGO MANAGEMENT SYSTEM
- DUAL-ZONE CLIMATE CONTROL
- HEATED STEERING WHEEL
- LEATHER WRAPPED STR WHEEL
- PANORAMIC DISPLAY
- POWER TILT/TELESCOPING
- STEERING COLUMN W/MEMORY
- SEAT-2ND RW 60/40 EASYFOLD
- SEATS - COMFORT 10-WAY PWR
- DRVR AND 8-WAY PWR PASS
- SEATS-HTD/VENTILATED
- FRONT W/DRIVER MEMORY

FUNCTIONAL

- 360 DEGREE CAMERA
- ADAPTIVE CRUISE CONTROL
- ADAPTIVE SUSPENSION
- BLIS W/CROSS-TRAFFIC ALERT
- INTELL ACCESS W/PUSH START
- LANE-KEEPING SYSTEM
- LINCOLN CONNECT™ -5G MODEM
- W/WIFI CAPABILITY
- LINCOLN CO-PILOT360™ DR2.0
- LINCOLN DIG EXPERIENCE
- PHONE AS A KEY (PAAK)
- PREM CONNECTIVITY:4YR PLAN
- REAR PARKING SENSORS
- SECURICODE™ KEYLESS KEYPAD
- WIRELESS CHARGING PAD

SAFETY/SECURITY

- ADVANCETRAC™WITH RSC
- AIRBAGS-DUAL-STAGE FRONT
- AIRBAGS-SIDE IMPACT/SAFETY
- CANOPY SIDE AIR CURTAINS
- AUTO HIGH BEAMS
- PERIMETER ALARM
- PERSONAL SAFETY SYSTEM™
- PRE-COLLISION ASSIST W/AEB
- SOS POST-CRASH ALERT SYS™
- TIRE PRESSURE MONITOR SYS

WARRANTY

- 4YR/50K MILE WARRANTY
- 4YR/50K PICKUPDELIVERY SVC
- 6YR/70K MI POWERTRAIN WARR

INCLUDED ON THIS VEHICLE

(MSRP)

EQUIPMENT GROUP 202A

- AUTO AIR REFRESH
- DIGITAL SCENT
- HANDS-FREE LIFTGATE
- PANO VISTA ROOF W/POWER SHADE
- SEATS-REAR HEATED
- REVEL AUDIO SYS W/14 SPEAKERS
- POWER CONVERTER-110V

OPTIONAL EQUIPMENT/OTHER

2025 MODEL YEAR

WHITE PLATINUM MET 3C

2.0L GTDI FHEV

21" PAINTED BRT MACH ALUM

SMILE STATE DISCOUNT

50 STATE EMISSIONS

BLUECRUISE EQUIP: 4 YEAR INCL

FRONT LICENSE PLATE BRACKET

750.00

2,000.00

750.00

- 1,000.00

NO CHARGE

NO CHARGE

DEALER INSTALLED OPTIONS

Cargo Accessories & Mat Packag

395.00

PRICE INFORMATION

BASE PRICE

TOTAL OPTIONS/OTHER

61,110.00

2,895.00

TOTAL VEHICLE & OPTIONS/OTHER

DESTINATION & DELIVERY

64,005.00


1,595.00

RESIDENCY RESTRICTIONS APPLY TO DISCOUNTS/SAVINGS - BASED ON CUSTOMER ZIP CODE. SEE DEALER FOR DETAILS.

	RAMP ONE		TOTAL MSRP \$65,600.00
	CM6M		
	RAMP TWO	CONVOY	<div><div></div><div>LINCOLN AUTOMOTIVE FINANCIAL SERVICES</div></div> <div>Whether you decide to lease or finance your vehicle, you'll find the choices that are right for you. See your Lincoln Dealer for details or visit <a href="http://www.lincolnafs.com">www.lincolnafs.com</a>.</div>
		ITEM #: 67-L902 O/T 2	
	This label is affixed pursuant to the Federal Automobile Information Disclosure Act. Gasoline, License, and Title Fees, State and Local taxes are not included. Dealer installed options or accessories are not included unless listed above.		SB053 N RD82X 535 000222 02 05 25


EPA DOT

Fuel Economy and Environment



Gasoline Vehicle

Fuel Economy



30

MPG

combined city/hwy

30

city

31

highway

3.3 gallons per 100 miles

You save

\$750

in fuel costs over 5 years

compared to the average new vehicle.

Small SUVs range from 14 to 118 MPG. The best vehicle rates 140 MPGe.

Annual fuel cost

\$1,750

Fuel Economy & Greenhouse Gas Rating (tailpipe only)

Smog Rating (tailpipe only)

1

6

10

Best

1

6

10




Best

This vehicle emits 290 grams CO<sub>2</sub> per mile. The best emits 0 grams per mile (tailpipe only). Producing and distributing fuel also create emissions; learn more at [fuelconomy.gov](http://fuelconomy.gov).

Actual results will vary for many reasons, including driving conditions and how you drive and maintain your vehicle. The average new vehicle gets 28 MPG and costs \$9,500 to fuel over 5 years. Cost estimates are based on 15,000 miles per year at \$3.50 per gallon. MPGe is miles per gasoline gallon equivalent. Vehicle emissions are a significant cause of climate change and smog.

fueleconomy.gov

Calculate personalized estimates and compare vehicles



GOVERNMENT 5-STAR SAFETY RATINGS

Overall Vehicle Score

Not Rated

Based on the combined ratings of frontal, side and rollover. Should ONLY be compared to other vehicles of similar size and weight.

Frontal Crash

Driver Passenger

Not Rated Not Rated

Based on the risk of injury in a frontal impact. Should ONLY be compared to other vehicles of similar size and weight.

Side Crash

Front seat Rear seat

Not Rated Not Rated

Based on the risk of injury in a side impact.


Rollover


Not Rated

Based on the risk of rollover in a single-vehicle crash.

Star ratings range from 1 to 5 stars (★★★★★), with 5 being the highest. Source: National Highway Traffic Safety Administration (NHTSA). [www.safercar.gov](http://www.safercar.gov) or 1-888-327-4236


5LMPJ8K42SJ921829





WARNING: Operating, servicing and maintaining a passenger vehicle, pickup truck, v vehicle can expose you to chemicals including engine exhaust, carbon monoxide, phtl lead, which are known to the State of California to cause cancer and birth defects or other reproductive harm. To minimize exposure, avoid breathing exhaust, do not idle the engine except as necessary, service your vehicle in a well-ventilated area and wear gloves or wash your hands frequently when servicing your vehicle. For more information go to [www.P65Warnings.ca.gov/passenger-vehicle](http://www.P65Warnings.ca.gov/passenger-vehicle).


rates may apply. Text HELP for help



[www.lincoln.com/help/privacy-terms/](http://www.lincoln.com/help/privacy-terms/)

THE LINCOLN WAY™ APP

Your Dashboard of Services & Features



Download the Lincoln Way app\* and you can:

- Remotely start, lock and unlock your vehicle
- Locate your vehicle and check approximate fuel range
- Receive vehicle health alerts

The Lincoln Connect™ modem is active and sending vehicle data (e.g., diagnostics) to Lincoln. See in-vehicle Settings for connectivity options.

\*Compatible with select smartphone platforms. Lincoln Connect service required (see App Terms for more information). Connected service and related feature functionality is subject to compatible AT&T-network availability. Evolving technology/ cellular networks may affect functionality and availability, or continued provision of some features, prohibiting them from functioning. Message and data rates may apply. See your local Lincoln website for our privacy policy.