



VEHICLE DESCRIPTION

LINCOLN NAUTILUS

2025 AWD PREMIERE II
5-PASSENGER
2.0L GTDI FHEV
CVT AUTO ELECTRIC TRANSMISS

EXTERIOR
WHISPER BLUE MET CC
INTERIOR
LINCOLN SOFT TOUCH LT TRUFL

SJ 909139

STANDARD EQUIPMENT INCLUDED AT NO EXTRA CHARGE

EXTERIOR

- EASY FUEL® CAPLESS FILLER
- FULL LED HEADLAMPS
- GRILLE-BRIGHT CHRME JEWELS
- HEATED WIPER PARK
- LINCOLN EMBRACE
- LED TAILLAMPS
- MIRRORS-HEATED/AUTOFOLD/ SIGNAL/SEC APPROACH LAMPS
- PRIVACY GLASS
- REAR WIPER/WASHER/DEFROST

INTERIOR

- 11.1 CENTERSTACK SCREEN
- AUTO-DIMMING REARVIEW MIRR
- DUAL-ZONE CLIMATE CONTROL
- HEATED STEERING WHEEL
- LEATHER WRAPPED STR WHEEL
- PANORAMIC DISPLAY
- POWER TILT/TELESCOPING STEERING COLUMN W/MEMORY
- SEAT-2ND RW 60/40 EASYFOLD
- SEATS - COMFORT 10-WAY PWR DRVR AND 8-WAY PWR PASS
- SEATS-HTD/VENTILATED FRONT W/DRIVER MEMORY

FUNCTIONAL

- 360 DEGREE CAMERA
- ADAPTIVE CRUISE CONTROL
- BLIS W/CROSS-TRAFFIC ALERT
- ELECTRIC PWR ASST STEERING
- INTELL ACCESS W/PUSH START
- LANE-KEEPING SYSTEM
- LINCOLN CONNECT™ -5G MODEM W/WIFI CAPABILITY
- LINCOLN CO-PILOT360™ DR2.0
- LINCOLN DIG EXPERIENCE
- PHONE AS A KEY (PAAK)
- PREM CONNECTIVITY:4YR PLAN
- REAR PARKING SENSORS
- SECURICODE™ KEYLESS KEYPAD
- WIRELESS CHARGING PAD

SAFETY/SECURITY

- ADVANCETRAC™WITH RSC
- AIRBAGS-DUAL-STAGE FRONT
- AIRBAGS-SIDE IMPACT/SAFETY CANOPY SIDE AIR CURTAINS
- AUTO HIGH BEAMS
- PERIMETER ALARM
- PERSONAL SAFETY SYSTEM™
- PRE-COLLISION ASSIST W/AEB
- SOS POST-CRASH ALERT SYS™
- TIRE PRESSURE MONITOR SYS


WARRANTY

- 4YR/50K MILE WARRANTY
- 4YR/50K PICKUPDELIVERY SVC
- 6YR/70K MI POWERTRAIN WARR

| INCLUDED ON THIS VEHICLE | (MSRP) | PRICE INFORMATION | (MSRP) |
|---------------------------------|-----------|-------------------------------|-------------|
| EQUIPMENT GROUP 102A | 4,785.00 | BASE PRICE | \$51,890.00 |
| •AUTO AIR REFRESH | | TOTAL OPTIONS/OTHER | 8,785.00 |
| •DIGITAL SCENT | | | |
| •HANDS-FREE LIFTGATE | | | |
| •PANO VISTA ROOF W/POWER SHADE | | | |
| •SEATS-REAR HEATED | | | |
| •REVEL AUDIO SYS W/14 SPEAKERS | | TOTAL VEHICLE & OPTIONS/OTHER | 60,675.00 |
| •POWER CONVERTER-110V | | DESTINATION & DELIVERY | 1,595.00 |
| OPTIONAL EQUIPMENT/OTHER | | | |
| 2025 MODEL YEAR | | | |
| WHISPER BLUE MET CC | 750.00 | | |
| 2.0L GTDI FHEV | 2,000.00 | | |
| P255/55R20 A/S TIRES | | | |
| 20" BRT MCH ALUM W/PNTD PCKTS | 1,000.00 | | |
| 18" MINI SPARE WHEEL AND TIRE | 250.00 | | |
| 50 STATE EMISSIONS | NO CHARGE | | |
| BLUECRUISE EQUIP: 4 YEAR INCL | | | |
| FRONT LICENSE PLATE BRACKET | NO CHARGE | | |


EPA DOT

Fuel Economy and Environment



Gasoline Vehicle

Fuel Economy



30

MPG

combined city/hwy

30

city

31

highway

3.3 gallons per 100 miles

You save

\$750

in fuel costs over 5 years compared to the average new vehicle.

Small SUVs range from 14 to 118 MPG. The best vehicle rates 140 MPGe.

Annual fuel cost

\$1,750

Fuel Economy & Greenhouse Gas Rating (tailpipe only)

Smog Rating (tailpipe only)

1

6

10

Best

1

6

10




Best

This vehicle emits 290 grams CO₂ per mile. The best emits 0 grams per mile (tailpipe only). Producing and distributing fuel also create emissions; learn more at fueleconomy.gov.

Actual results will vary for many reasons, including driving conditions and how you drive and maintain your vehicle. The average new vehicle gets 28 MPG and costs \$9,500 to fuel over 5 years. Cost estimates are based on 15,000 miles per year at \$3.50 per gallon. MPGe is miles per gasoline gallon equivalent. Vehicle emissions are a significant cause of climate change and smog.

fueleconomy.gov

Calculate personalized estimates and compare vehicles



GOVERNMENT 5-STAR SAFETY RATINGS

Overall Vehicle Score


Not Rated


Based on the combined ratings of frontal, side and rollover. Should ONLY be compared to other vehicles of similar size and weight.

| | | |
|--|-------------------------|------------------------|
| Frontal Crash | Driver Passenger | Not Rated Not Rated |
| Based on the risk of injury in a frontal impact. Should ONLY be compared to other vehicles of similar size and weight. | | |
| Side Crash | Front seat Rear seat | Not Rated Not Rated |
| Based on the risk of injury in a side impact. | | |
| Rollover | Not Rated | |
| Based on the risk of rollover in a single-vehicle crash. | | |

Star ratings range from 1 to 5 stars (★★★★★), with 5 being the highest. Source: National Highway Traffic Safety Administration (NHTSA).
www.safercar.gov or 1-888-327-4236


5LMPJ8J43SJ909139





WARNING: Operating, servicing and maintaining a passenger vehicle, pickup truck, v vehicle can expose you to chemicals including engine exhaust, carbon monoxide, phtl lead, which are known to the State of California to cause cancer and birth defects or other reproductive harm. To minimize exposure, avoid breathing exhaust, do not idle the engine except as necessary, service your vehicle in a well-ventilated area and wear gloves or wash your hands frequently when servicing your vehicle. For more information go to www.P65Warnings.ca.gov/passenger-vehicle.

rates may apply. Text HELP for help



www.lincoln.com/help/privacy-terms/