



VEHICLE DESCRIPTION

# LINCOLN NAUTILUS

2025 AWD PREMIERE II  
5-PASSENGER  
2.0L GTDI FHEV  
CVT AUTO ELECTRIC TRANSMISS

EXTERIOR  
INFINITE BLACK MET CC  
INTERIOR  
LINCOLN SOFT TOUCH BLK ONYX

SJ 952739

STANDARD EQUIPMENT INCLUDED AT NO EXTRA CHARGE

EXTERIOR

- EASY FUEL® CAPLESS FILLER
- FULL LED HEADLAMPS
- GRILLE-BRIGHT CHRME JEWELS
- HEATED WIPER PARK
- LINCOLN EMBRACE
- LED TAILLAMPS
- MIRRORS-HEATED/AUTOFOLD/ SIGNAL/SEC APPROACH LAMPS
- PRIVACY GLASS
- REAR WIPER/WASHER/DEFROST

INTERIOR

- 11.1 CENTERSTACK SCREEN
- AUTO-DIMMING REARVIEW MIRR
- DUAL-ZONE CLIMATE CONTROL
- HEATED STEERING WHEEL
- LEATHER WRAPPED STR WHEEL
- PANORAMIC DISPLAY
- POWER TILT/TELESCOPING STEERING COLUMN W/MEMORY
- SEAT-2ND RW 60/40 EASYFOLD
- SEATS - COMFORT 10-WAY PWR DRVR AND 8-WAY PWR PASS
- SEATS-HTD/VENTILATED FRONT W/DRIVER MEMORY

FUNCTIONAL

- 360 DEGREE CAMERA
- ADAPTIVE CRUISE CONTROL
- BLIS W/CROSS-TRAFFIC ALERT
- ELECTRIC PWR ASST STEERING
- INTELL ACCESS W/PUSH START
- LANE-KEEPING SYSTEM
- LINCOLN CONNECT™ -5G MODEM W/WIFI CAPABILITY
- LINCOLN CO-PILOT360™ DR2.0
- LINCOLN DIG EXPERIENCE
- PHONE AS A KEY (PAAK)
- PREM CONNECTIVITY:4YR PLAN
- REAR PARKING SENSORS
- SECURICODE™ KEYLESS KEYPAD
- WIRELESS CHARGING PAD


SAFETY/SECURITY

- ADVANCETRAC™WITH RSC
- AIRBAGS-DUAL-STAGE FRONT
- AIRBAGS-SIDE IMPACT/SAFETY CANOPY SIDE AIR CURTAINS
- AUTO HIGH BEAMS
- PERIMETER ALARM
- PERSONAL SAFETY SYSTEM™
- PRE-COLLISION ASSIST W/AEB
- SOS POST-CRASH ALERT SYS™
- TIRE PRESSURE MONITOR SYS

WARRANTY


- 4YR/50K MILE WARRANTY
- 4YR/50K PICKUPDELIVERY SVC
- 6YR/70K MI POWERTRAIN WARR

INCLUDED ON THIS VEHICLE	(MSRP)	PRICE INFORMATION	(MSRP)
<b>EQUIPMENT GROUP 102A</b>	4,785.00	BASE PRICE	\$53,940.00
•AUTO AIR REFRESH		TOTAL OPTIONS/OTHER	11,430.00
•DIGITAL SCENT			
•HANDS-FREE LIFTGATE			
•PANO VISTA ROOF W/POWER SHADE			
•SEATS-REAR HEATED			
•REVEL AUDIO SYS W/14 SPEAKERS		TOTAL VEHICLE & OPTIONS/OTHER	65,370.00
•POWER CONVERTER-110V		DESTINATION & DELIVERY	1,595.00
<b>OPTIONAL EQUIPMENT/OTHER</b>			
2.0L GTDI FHEV	2,500.00		
JET APPEARANCE PACKAGE	3,500.00		
.20" BRT MCH ALUM W/PNTD PCKTS			
.P255/55R20 A/S TIRES			
18" MINI SPARE WHEEL AND TIRE	250.00		
50 STATE EMISSIONS	NO CHARGE		
BLUECRUISE EQUIP: 4 YEAR INCL			
FRONT LICENSE PLATE BRACKET	NO CHARGE		
<b>DEALER INSTALLED OPTIONS</b>			
Cargo Accessories & Mat Packag	395.00		

	RAMP ONE		TOTAL MSRP \$66,965.00
	CA8F	CONVOY	
	RAMP TWO	ITEM #:	Scan The QR Code to get more details about this vehicle 
		12-1182 O/T 2	
	This label is affixed pursuant to the Federal Automobile Information Disclosure Act. Gasoline, License, and Title Fees, State and Local taxes are not included. Dealer installed options or accessories are not included unless listed above.		SE293 N RD82X 540 000204 05 29 25


EPA DOT

Fuel Economy and Environment



Gasoline Vehicle

Fuel Economy



30

MPG

combined city/hwy

30

city

31

highway

3.3

gallons per 100 miles

You save

\$750

in fuel costs over 5 years

compared to the average new vehicle.

Small SUVs range from 14 to 125 MPG. The best vehicle rates 140 MPGe.

Annual fuel cost

\$1,750

Fuel Economy & Greenhouse Gas Rating (tailpipe only)

6

1

10

Best

Smog Rating (tailpipe only)

6

1

10




Best

This vehicle emits 290 grams CO<sub>2</sub> per mile. The best emits 0 grams per mile (tailpipe only). Producing and distributing fuel also create emissions; learn more at fueleconomy.gov.

Actual results will vary for many reasons, including driving conditions and how you drive and maintain your vehicle. The average new vehicle gets 28 MPG and costs \$9,500 to fuel over 5 years. Cost estimates are based on 15,000 miles per year at \$3.50 per gallon. MPGe is miles per gasoline gallon equivalent. Vehicle emissions are a significant cause of climate change and smog.

fueleconomy.gov

Calculate personalized estimates and compare vehicles



GOVERNMENT 5-STAR SAFETY RATINGS

Overall Vehicle Score

Not Rated

Based on the combined ratings of frontal, side and rollover. Should ONLY be compared to other vehicles of similar size and weight.

Frontal Crash	Driver Passenger	Not Rated
Based on the risk of injury in a frontal impact. Should ONLY be compared to other vehicles of similar size and weight.		

Side Crash	Front seat Rear seat	Not Rated
Based on the risk of injury in a side impact.		


Rollover


Not Rated


Based on the risk of rollover in a single-vehicle crash.

Star ratings range from 1 to 5 stars (★★★★★), with 5 being the highest. Source: National Highway Traffic Safety Administration (NHTSA). [www.safercar.gov](http://www.safercar.gov) or 1-888-327-4236

5LMPJ8J40SJ952739




 **WARNING:** Operating, servicing and maintaining a passenger vehicle, pickup truck, van, or off-road vehicle can expose you to chemicals including engine exhaust, carbon monoxide, phthalates, and lead, which are known to the State of California to cause cancer and birth defects or other reproductive harm. To minimize exposure, avoid breathing exhaust, do not idle the engine except as necessary, service your vehicle in a well-ventilated area and wear gloves or wash your hands frequently when servicing your vehicle. For more information go to [www.P65Warnings.ca.gov/passenger-vehicle](http://www.P65Warnings.ca.gov/passenger-vehicle).

 **LINCOLN**  
AUTOMOTIVE  
FINANCIAL  
SERVICES

Get approved online at [www.lincolnafs.com](http://www.lincolnafs.com)

THE LINCOLN WAY™ APP

Your Dashboard of Services & Features



Download the Lincoln Way app\* and you can:

- Remotely start, lock and unlock your vehicle
- Locate your vehicle and check approximate fuel range
- Receive vehicle health alerts

The Lincoln Connect™ modem is active and sending vehicle data (e.g., diagnostics) to Lincoln. See in-vehicle Settings for connectivity options.

\*Compatible with select smartphone platforms. Lincoln Connect service required (see App Terms for more information). Connected service and related feature functionality is subject to compatible AT&T-network availability. Evolving technology/ cellular networks may affect functionality and availability, or continued provision of some features, prohibiting them from functioning. Message and data rates may apply. See your local Lincoln website for our privacy policy.