

VEHICLE DESCRIPTION

LINCOLN NAVIGATOR

2026 NAV L 4X4 RESERVE
NAVIGATOR 7-PASSENGER
TWIN-TURBOCHARGED 3.5L V6
10-SPEED AUTOMATIC O/D TRAN

EXTERIOR

CRYSTAL WHITE METALLIC CC

INTERIOR

HOT CHOCOLATE PREM LTR SURF

TE L04777


| STANDARD EQUIPMENT INCLUDED AT NO EXTRA CHARGE | | | |
|--|--|---|--|
| EXTERIOR <ul style="list-style-type: none">• GRILLE-SATIN CHROME MSH W/ SATIN ALUMINUM• HEADLAMPS - ADAPTIVE PIXEL PROJECTOR• LED TAILLAMPS• LINCOLN EMBRACE• LINCOLN SPLIT GATE• MIRRORS-AUTOFOLD/SIGNAL/ MEMORY/DRV AUTODIM/ SECURITY APPROACH LAMPS• PANORAMIC VISTA ROOF W/ POWER SHADE• POWER DEPLOYABLE RUNNING BOARDS - PAINTED EBONY | INTERIOR <ul style="list-style-type: none">• 11.1 CENTERSTACK SCREEN• 48-INCH DISPLAY• AMBIENT LIGHTING• POWER TILT/TELESCOPING STEERING WHEEL W/MEMORY• POWERFOLD® 3RD ROW SEATS - ONE TOUCH FOLD-FLAT• PREM LTHR WRPD&HTD STR WHL• REJUVENATE PACKAGE• SEATS-HTD/VENTILATED FRONT W/DRIVER MEMORY• SEATS-PERF POS 24-WAY DRV& 22-WAY PERF POS PASS W/LUM• SEATS - REAR HEATED• TRI-ZONE CLIMATE CONTROL | FUNCTIONAL <ul style="list-style-type: none">• 360 DEGREE CAMERA• ADAPTIVE SUSPENSION• DYNAMIC BRAKE SUPPORT• FRONT/REAR PARKING SENSORS• INTELL ACCESS W/PUSH START• LINCOLN CO-PILOT360®DR2.0• LINCOLN DIGITAL EXPERIENCE• LINCOLN DRIVE MODES• PHONE AS A KEY• RAIN-SENSING WIPERS• REVEL® ULTIMA 3D 28-SPKRS• SPEED SIGN RECOGNITION• WIRELESS CHARGING PAD• UNIVERSAL GARAGE DOOR OPEN | SAFETY/SECURITY <ul style="list-style-type: none">• ADVANCETRAC™WITH RSC• AIRBAGS-DUAL-STAGE FRONT• AIRBAGS-SIDE IMPACT/SAFETY CANOPY SIDE AIR CURTAINS• ENHANCED SECURITY SYSTEM• PERIMETER ALARM• PERSONAL SAFETY SYSTEM™• PRE-COLLISION ASSIST W/AEB• TIRE PRESSURE MONITOR SYS |

| INCLUDED ON THIS VEHICLE | (MSRP) | PRICE INFORMATION | (MSRP) |
|---------------------------------|-----------|-------------------------------|--------------|
| EQUIPMENT GROUP 202A | | BASE PRICE | \$104,995.00 |
| | | TOTAL OPTIONS/OTHER | 750.00 |
| OPTIONAL EQUIPMENT/OTHER | | | |
| 2026 MODEL YEAR | | | |
| CRYSTAL WHITE METALLIC CC | 750.00 | | |
| P275/50R22 ALL-SEASON BSW | | | |
| BLUECRUISE EQUIP: 4 YEAR INCL | | | |
| 22" DARK TARN BRT MACH ALM WHL | | | |
| CONN PKG: 4 YR INCL W/LNCN-APP | | | |
| SECURE PKG: 4 YR INCLUDED | | | |
| FRONT LICENSE PLATE BRACKET | NO CHARGE | | |
| 50 STATE EMISSIONS | NO CHARGE | | |
| | | TOTAL VEHICLE & OPTIONS/OTHER | 105,745.00 |
| | | DESTINATION & DELIVERY | 2,595.00 |

| | | | |
|--|--|--------------------------|---|
| | RAMP ONE | | TOTAL MSRP \$108,340.00 |
| | RA46 | RAIL | |
| | RAMP TWO | ITEM #: 14-L18P O/T 2 | Scan The QR Code to get more details about this vehicle |
| | This label is affixed pursuant to the Federal Automobile Information Disclosure Act. Gasoline, License, and Title Fees, State and Local taxes are not included. Dealer installed options or accessories are not included unless listed above. | | |
| | | | TA211 N RD 2XX 620 000025 01 21 26 |


EPA DOT

Fuel Economy and Environment



Gasoline Vehicle

Fuel Economy



17

combined city/hwy

15

city

22

highway

5.9 gallons per 100 miles

You spend

\$6,000

more in fuel costs over 5 years

compared to the average new vehicle.

Annual fuel cost

\$2,900

Fuel Economy & Greenhouse Gas Rating (tailpipe only)

Smog Rating (tailpipe only)

1

3

10

Best

1

5




10

Best


This vehicle emits 512 grams CO₂ per mile. The best emits 0 grams per mile (tailpipe only). Producing and distributing fuel also create emissions; learn more at fueleconomy.gov.

fueleconomy.gov

Calculate personalized estimates and compare vehicles



Smartphone QR Code™



GOVERNMENT 5-STAR SAFETY RATINGS

Overall Vehicle Score

★★★★★

Based on the combined ratings of frontal, side and rollover. Should ONLY be compared to other vehicles of similar size and weight.

Frontal Crash

Driver Passenger

★★★★★

Based on the risk of injury in a frontal impact. Should ONLY be compared to other vehicles of similar size and weight.

Side Crash

Front seat Rear seat

★★★★★

Based on the risk of injury in a side impact.

Rollover

★★★

Based on the risk of rollover in a single-vehicle crash.

Star ratings range from 1 to 5 stars (★★★★★), with 5 being the highest. Source: National Highway Traffic Safety Administration (NHTSA).
www.safercar.gov or 1-888-327-4236

5LMJJ3LG9TEL04777



 **WARNING:** Operating, servicing and maintaining a passenger vehicle, pickup truck, van, or off-road vehicle can expose you to chemicals including engine exhaust, carbon monoxide, phthalates, and lead, which are known to the State of California to cause cancer and birth defects or other reproductive harm. To minimize exposure, avoid breathing exhaust, do not idle the engine except as necessary, service your vehicle in a well-ventilated area and wear gloves or wash your hands frequently when servicing your vehicle. For more information go to www.P65Warnings.ca.gov/passenger-vehicle.

 **LINCOLN**
AUTOMOTIVE
FINANCIAL
SERVICES

Get approved online at
www.lincolnafs.com

THE LINCOLN WAY™ APP

Your Dashboard of Services & Features



Download the Lincoln Way app* and you can:

- Remotely start, lock and unlock your vehicle
- Locate your vehicle and check approximate fuel range
- Receive vehicle health alerts

The Lincoln Connect™ modem is active and sending vehicle data (e.g., diagnostics) to Lincoln. See in-vehicle Settings for connectivity options.

*Compatible with select smartphone platforms. Lincoln Connect service required (see App Terms for more information). Connected service and related feature functionality is subject to compatible AT&T-network availability. Evolving technology/ cellular networks may affect functionality and availability, or continued provision of some features, prohibiting them from functioning. Message and data rates may apply. See your local Lincoln website for our privacy policy.