



ford.com

VEHICLE DESCRIPTION

MUSTANG MACH-E

SM A09554

2025 GT EAWD
5-PASSENGER
PFM/91KWH USBL EXT NCM BATT
SINGLE-SPEED TRANSMISSION

EXTERIOR
GLACIER GRAY MET TRI-COAT
INTERIOR
PRFM GRAY ACTIVEX TRIMMED

STANDARD EQUIPMENT INCLUDED AT NO EXTRA CHARGE

EXTERIOR

- ACTIVE GRILLE SHUTTERS
- BREMBO™ FRONT BRAKES
- E-LATCH - PUSH BUTTON OPEN
- FRUNK - DRAINABLE
- HEADLAMPS -WIPER ACTIVATED
- HEADLAMPS-AUTO LED PROJCTR W/ SIGNATURE LED LIGHTING
- ILLUMINATED FRT PONY BADGE
- MRRORS-PWR/HTD/PWR-FLD/MEM LED SIG/PONY PROJECTN LAMP
- POWER LIFTGATE
- RED PAINTED BRAKE CALIPERS
- TAILLAMPS-LED W/SEQUENTIAL TURN SIGNAL
- WIPERS - RAIN-SENSING

INTERIOR

- 10.2" DIGITAL INSTR CLSTR
- 15.5" TOUCHSCREEN
- 1TOUCH UP/DOWN FRT/RR WIN
- AMBIENT LIGHT/ILLUM ENTRY
- DUAL ILLUM VANITY MIRRORS
- DUAL ZONE AUTO CLIMATE CTL
- FORD PERFORMANCE PWR/HTD 10-WAY DRV & 8-WAY PASS
- MONOSTABLE GEAR SHIFTER
- POWERPOINTS - 12V
- SCUFF PLATE W/PONY GRAPHIC
- SOFT VINYL WRAPPED/HEATED STEER WHL W/MOUNTED CNTRL
- SPLIT FOLD REAR SEAT
- TILT/TELESCOPE STR COLUMN

FUNCTIONAL

- 11KW AC ONBOARD CHARGER
- 360-DEGREE CAMERA
- B&O SOUND SYSTEM, 10 SPKR
- DRIVE MODES/ONE PEDAL DRV
- FORD CO-PILOT360™ACTIVE2.0
- FORDPASS™ CONNECT
- J1772 CCS COMBO CONNECTOR
- PHONE AS A KEY
- REGENERATIVE BRAKING SYS
- SIRIUSXM® W/360L- NA AK&HI
- SYNC®4A
- UP TO 150KW DC CHRGR CAPABL
- UPGRADED FRT ELECTR-MOTOR
- VAPOR INJECTION HEAT PUMP
- WIRELESS CHARGING PAD

SAFETY/SECURITY

- ADVANCED SECURITY PACK
- ADVANCETRAC™
- ELCTR STABILITY/TRACTN CTL
- AIRBAG - DRIVER KNEE
- AIRBAGS - DUAL STAGE FRONT
- AIRBAGS - FRT/REAR SIDE IMPACT & SIDE AIR CURTAIN
- SOS POST-CRASH ALERT SYS™
- INDIV TIRE PRESS MONIT SYS
- LATCH CHILD SAFETY SYSTEM

WARRANTY

- 3YR/36,000 BUMPER / BUMPER
- 5YR/60,000 POWERTRAIN
- 5YR/60,000 ROADSIDE ASSIST
- 8YR/100,000 HV BATT/COMPON

INCLUDED ON THIS VEHICLE

(MSRP)

EQUIPMENT GROUP 400A

OPTIONAL EQUIPMENT/OTHER

2025 MODEL YEAR

GLACIER GRAY MET TRI-COAT

245/45R20 A/S BSW TIRES

REAR SPOILER

MAGNERIDE DAMPING SYSTEM

STRIPE & DOOR GRAPHIC DELETE

20" ALUM WHLS W/GRY-PNTD PKTS

PANORAMIC FIXED-GLASS ROOF

BLUECRUISE EQUIP:1 YEAR PLAN

CONNECT PKG: 1 YEAR INCL

MBLE PWR CORD & FST CHRGR ADPTR

FRONT LICENSE PLATE BRACKET

995.00

NO CHARGE

1,700.00

1,600.00

600.00

NO CHARGE

PRICE INFORMATION

BASE PRICE

TOTAL OPTIONS/OTHER

TOTAL VEHICLE & OPTIONS/OTHER


DESTINATION & DELIVERY

\$52,495.00

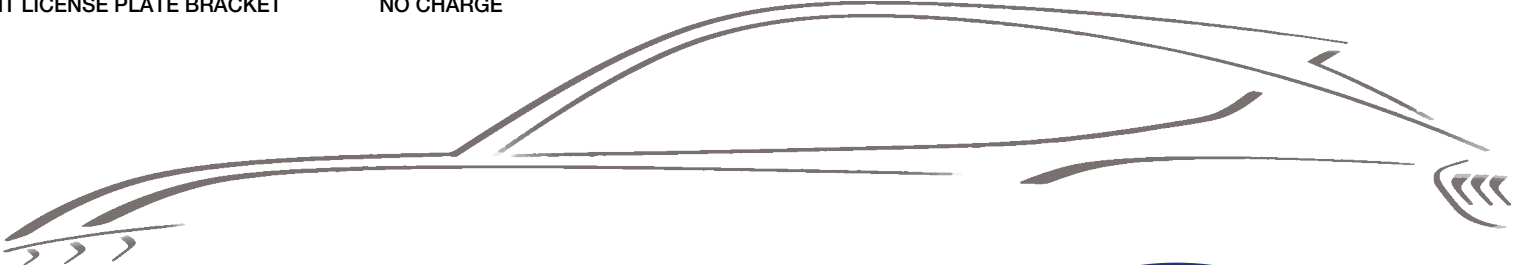
4,895.00


57,390.00

1,995.00




Proudly designed and engineered in Michigan by the Ford Model e Electric Vehicle Team.



	RAMP ONE		TOTAL MSRP \$59,385.00
	RH02	RAIL	
	RAMP TWO	ITEM #: 21-6311 O/T 2	<div><div></div><div>Whether you decide to lease or finance your vehicle, you'll find the choices that are right for you. See your dealer for details or visit www.ford.com/finance.</div></div>
	This label is affixed pursuant to the Federal Automobile Information Disclosure Act. Gasoline, License, and Title Fees, State and Local taxes are not included. Dealer installed options or accessories are not included unless listed above.		
			SD071 N RB 2X 525 004797 04 07 25


EPA DOT

Fuel Economy and Environment



Electric Vehicle

Fuel Economy



90

combined city/hwy

MPGe

95

city

85

highway

37

kW-hrs per 100 miles

Driving Range

When fully fueled, vehicle can travel about...

0 50 100 150 200 250 280 miles

Charge Time: 9.9 hours (240V)

You save

\$5,000

in fuel costs over 5 years compared to the average new vehicle.

Annual fuel cost

\$900

Fuel Economy & Greenhouse Gas Rating (tailpipe only)

Smog Rating (tailpipe only)

1 9 10

Best

1 10

Best

This vehicle emits 0 grams CO2 per mile. The best emits 0 grams per mile (tailpipe only). Does not include emissions from generating electricity, learn more at fuelconomy.gov.

Actual results will vary for many reasons, including driving conditions and how you drive and maintain your vehicle. The average new vehicle gets 28 MPG and costs \$9,500 to fuel over 5 years. Cost estimates are based on 15,000 miles per year at \$1.6 per kW-hr. MPGe is miles per gasoline gallon equivalent. Vehicle emissions are a significant cause of climate change and smog.



Smartphone QR Code™



GOVERNMENT 5-STAR SAFETY RATINGS

Overall Vehicle Score

★★★★★

Based on the combined ratings of frontal, side and rollover. Should ONLY be compared to other vehicles of similar size and weight.

Frontal Crash

Driver Passenger

★★★★★

Based on the risk of injury in a frontal impact. Should ONLY be compared to other vehicles of similar size and weight.

Side Crash

Front seat Rear seat

★★★★★

Based on the risk of injury in a side impact.


Rollover


★★★★★

Based on the risk of rollover in a single-vehicle crash.

Star ratings range from 1 to 5 stars (★★★★★), with 5 being the highest. Source: National Highway Traffic Safety Administration (NHTSA). www.safercar.gov or 1-888-327-4236


3FMTK4SX3SMA09554





WARNING: Operating, servicing and maintaining a passenger vehicle, pickup truck, vehicle can expose you to chemicals including phthalates and lead, which are know California to cause cancer and birth defects or other reproductive harm. To minimize exposure, wear gloves or wash your hands frequently when servicing your vehicle. For more information go to www.P65Warnings.ca.gov/passenger-vehicle.

rates may apply. Text HELP for help



www.ford.com/help/privacy-terms/