


ford.com

VEHICLE DESCRIPTION

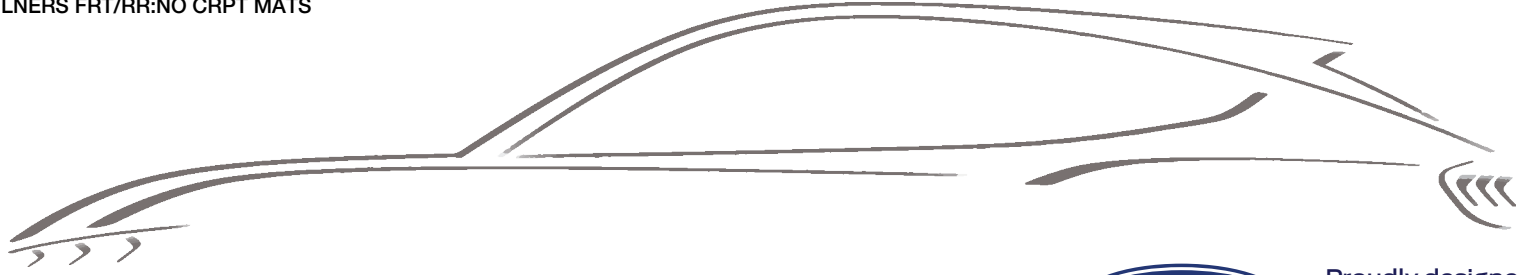

MUSTANG MACH-E


SM A11122

2025 PREMIUM EAWD
5-PASSENGER
88KWH USABLE EXT NCM BATT
SINGLE-SPEED TRANSMISSION

EXTERIOR
STAR WHITE MET TRI-COAT
INTERIOR
LT GRAY PERFORATED ACTIVEX


STANDARD EQUIPMENT INCLUDED AT NO EXTRA CHARGE			
EXTERIOR <ul style="list-style-type: none">• ACTIVE GRILLE SHUTTERS• E-LATCH - PUSH BUTTON OPEN• FRONT RECOVERY HOOK• FRUNK - DRAINABLE• HEADLAMPS -WIPER ACTIVATED• HEADLAMPS-AUTO LED PROJCTR W/ SIGNATURE LED LIGHTING• MRRORS-PWR/HTD/PWR-FLD/MEM LED SIG/PONY PROJECTN LAMP• POWER LIFTGATE• REAR SPOILER• TAILLAMPS-LED W/SEQUENTIAL TURN SIGNAL• WIPERS - RAIN-SENSING	INTERIOR <ul style="list-style-type: none">• 10.2" DIGITAL INSTR CLSTR• 15.5" TOUCHSCREEN• 1TOUCH UP/DOWN FRT/RR WIN• AMBIENT LIGHT/ILLUM ENTRY• DUAL ILLUM VANITY MIRRORS• DUAL ZONE AUTO CLIMATE CTL• HTD/VENTILATED FRT SEATS• MONOSTABLE GEAR SHIFTER• PWR 10-WAY DRV/8-WAY PASS W/ DRIVER MEMORY• SCUFF PLATE W/PONY GRAPHIC• SOFT VINYL WRAPPED/HEATED STEER WHL W/MOUNTED CNTRL• SPLIT FOLD REAR SEAT• TILT/TELESCOPE STR COLUMN	FUNCTIONAL <ul style="list-style-type: none">• 11KW AC ONBOARD CHARGER• 360-DEGREE CAMERA• B&O SOUND SYSTEM, 10 SPKR• DRIVE MODES/ONE PEDAL DRV• FORD CO-PILOT360™ACTIVE2.0• FORDPASS™ CONNECT• J1772 CCS COMBO CONNECTOR• PHONE AS A KEY• REGENERATIVE BRAKING SYS• SIRIUSXM® W/360L- NA AK&HI• SYNC®4A• UP TO 150KW DC CHRGR CAPABL• VAPOR INJECTION HEAT PUMP• WIRELESS CHARGING PAD	SAFETY/SECURITY <ul style="list-style-type: none">• ADVANCED SECURITY PACK• ADVANCETRAC™• ELCTR STABILITY/TRACTN CTL• AIRBAG - DRIVER KNEE• AIRBAGS - DUAL STAGE FRONT• AIRBAGS - FRT/REAR SIDE IMPACT & SIDE AIR CURTAIN• SOS POST-CRASH ALERT SYS™• INDIV TIRE PRESS MONIT SYS• LATCH CHILD SAFETY SYSTEM WARRANTY <ul style="list-style-type: none">• 3YR/36,000 BUMPER / BUMPER• 5YR/60,000 POWERTRAIN• 5YR/60,000 ROADSIDE ASSIST• 8YR/100,000 HV BATT/COMPON

INCLUDED ON THIS VEHICLE	(MSRP)	PRICE INFORMATION	(MSRP)
EQUIPMENT GROUP 300A		BASE PRICE	\$42,995.00
OPTIONAL EQUIPMENT/OTHER		TOTAL OPTIONS/OTHER	7,690.00
2025 MODEL YEAR			
STAR WHITE MET TRI-COAT	995.00		
88KWH USABLE EXT NCM BATT	4,000.00		
.225/55R19 A/S XL TIRES			
19" BRIGHT ALUM WHL/PNTD PKTS			
PANORAMIC FIXED-GLASS ROOF	1,600.00		
BLUECRUISE EQUIP:90 DAY TRIAL			
CONNECT PKG: 1 YEAR INCL			
MBLE PWR CORD & FST CHRGR ADPTR	600.00		
INTERIOR PROTECTION PACKAGE	495.00		
.CARGO FLOOR LINER			
.FLR LNERS FRT/RR:NO CRPT MATS			
		<div><div>Proudly designed and engineered in Michigan by the Ford Model e Electric Vehicle Team.</div></div>	


	RAMP ONE		TOTAL MSRP \$52,680.00
	RA07	RAIL	
	RAMP TWO	ITEM #: 44-M952 O/T 2	<div><div>Whether you decide to lease or finance your vehicle, you'll find the choices that are right for you. See your dealer for details or visit www.ford.com/finance.</div></div>
	This label is affixed pursuant to the Federal Automobile Information Disclosure Act. Gasoline, License, and Title Fees, State and Local taxes are not included. Dealer installed options or accessories are not included unless listed above.		
			SD071 N RB 2X 525 005018 04 07 25

EPA DOT

Fuel Economy and Environment

Electric Vehicle

Fuel Economy

104MPGe

Small SUVs range from 14 to 125 MPGe. The best vehicle rates 140 MPGe.

110 98 32

combined city/hwy city highway kW-hrs per 100 miles

Driving Range

When fully fueled, vehicle can travel about...

0 50 100 150 200 250

Charge Time:10.2 hours (240V)

300 miles

You save

\$5,750

in fuel costs over 5 years compared to the average new vehicle.

Annual fuel cost

\$750

Fuel Economy & Greenhouse Gas Rating (tailpipe only)

Smog Rating (tailpipe only)

1010


1010

Best Best

This vehicle emits 0 grams CO2 per mile. The best emits 0 grams per mile (tailpipe only). Does not include emissions from generating electricity, learn more at fuelconomy.gov.

Actual results will vary for many reasons, including driving conditions and how you drive and maintain your vehicle. The average new vehicle gets 28 MPG and costs \$9,500 to fuel over 5 years. Cost estimates are based on 15,000 miles per year at \$1.16 per kW-hr. MPGe is miles per gasoline gallon equivalent. Vehicle emissions are a significant cause of climate change and smog.




Smartphone QR Code™



U.S. DEPARTMENT OF ENERGY

U.S. DEPARTMENT OF TRANSPORTATION

U.S. ENVIRONMENTAL PROTECTION AGENCY



Calculate personalized estimates and compare vehicles

GOVERNMENT 5-STAR SAFETY RATINGS

Overall Vehicle Score

★★★★★

Based on the combined ratings of frontal, side and rollover. Should ONLY be compared to other vehicles of similar size and weight.

Frontal Crash	Driver Passenger	★★★★★
---------------	------------------	-------

Based on the risk of injury in a frontal impact. Should ONLY be compared to other vehicles of similar size and weight.

Side Crash	Front seat Rear seat	★★★★★
------------	----------------------	-------

Based on the risk of injury in a side impact.


Rollover


★★★★★

Based on the risk of rollover in a single-vehicle crash.


Star ratings range from 1 to 5 stars (★★★★★), with 5 being the highest. Source: National Highway Traffic Safety Administration (NHTSA). www.safercar.gov or 1-888-327-4236

3FMTK3SU6SMA11122



WARNING: Operating, servicing and maintaining a passenger vehicle, pickup truck, vehicle can expose you to chemicals including phthalates and lead, which are know California to cause cancer and birth defects or other reproductive harm. To minimize exposure, wear gloves or wash your hands frequently when servicing your vehicle. For more information go to www.P65Warnings.ca.gov/passenger-vehicle.

rates may apply. Text HELP for help



www.ford.com/help/privacy-terms/