



ford.com

VEHICLE DESCRIPTION

MUSTANG MACH-E

SM A17524

2025 PREMIUM RWD
5-PASSENGER
88KWH USABLE EXT NCM BATT
SINGLE-SPEED TRANSMISSION

EXTERIOR
ERUPTION GREEN METALLIC
INTERIOR
BLK PERFORATED ACTIVEX

STANDARD EQUIPMENT INCLUDED AT NO EXTRA CHARGE			
EXTERIOR	INTERIOR	FUNCTIONAL	SAFETY/SECURITY
• ACTIVE GRILLE SHUTTERS	• 10.2" DIGITAL INSTR CLSTR	• 11KW AC ONBOARD CHARGER	• ADVANCED SECURITY PACK
• E-LATCH - PUSH BUTTON OPEN	• 15.5" TOUCHSCREEN	• 360-DEGREE CAMERA	• ADVANCETRAC™
• FRONT RECOVERY HOOK	• 1TOUCH UP/DOWN FRT/RR WIN	• B&O SOUND SYSTEM, 10 SPKR	• ELCTR STABILITY/TRACTN CTL
• FRUNK - DRAINABLE	• AMBIENT LIGHT/ILLUM ENTRY	• DRIVE MODES/ONE PEDAL DRV	• AIRBAG - DRIVER KNEE
• HEADLAMPS -WIPER ACTIVATED	• DUAL ILLUM VANITY MIRRORS	• FORD CO-PILOT360™ACTIVE2.0	• AIRBAGS - DUAL STAGE FRONT
• HEADLAMPS-AUTO LED PROJCTR W/ SIGNATURE LED LIGHTING	• DUAL ZONE AUTO CLIMATE CTL	• FORDPASS™ CONNECT	• AIRBAGS - FRT/REAR SIDE IMPACT & SIDE AIR CURTAIN
• MRRORS-PWR/HTD/PWR-FLD/MEM LED SIG/PONY PROJECTN LAMP	• HTD/VENTILATED FRT SEATS	• J1772 CCS COMBO CONNECTOR	• SOS POST-CRASH ALERT SYS™
• POWER LIFTGATE	• MONOSTABLE GEAR SHIFTER	• PHONE AS A KEY	• INDIV TIRE PRESS MONIT SYS
• REAR SPOILER	• PWR 10-WAY DRV/8-WAY PASS W/ DRIVER MEMORY	• REGENERATIVE BRAKING SYS	• LATCH CHILD SAFETY SYSTEM
• TAILLAMPS-LED W/SEQUENTIAL TURN SIGNAL	• SCUFF PLATE W/PONY GRAPHIC	• SIRIUSXM® W/360L- NA AK&HI	
• WIPERS - RAIN-SENSING	• SOFT VINYL WRAPPED/HEATED STEER WHL W/MOUNTED CNTRL	• SYNC®4A	WARRANTY
	• SPLIT FOLD REAR SEAT	• UP TO 150KW DC CHRGR CAPABL	• 3YR/36,000 BUMPER / BUMPER
	• TILT/TELESCOPE STR COLUMN	• VAPOR INJECTION HEAT PUMP	• 5YR/60,000 POWERTRAIN
		• WIRELESS CHARGING PAD	• 5YR/60,000 ROADSIDE ASSIST
			• 8YR/100,000 HV BATT/COMPON

INCLUDED ON THIS VEHICLE	(MSRP)	PRICE INFORMATION	(MSRP)
EQUIPMENT GROUP 300A		BASE PRICE	\$39,995.00
OPTIONAL EQUIPMENT/OTHER		TOTAL OPTIONS/OTHER	6,695.00
2025 MODEL YEAR			
ERUPTION GREEN METALLIC	495.00		
88KWH USABLE EXT NCM BATT	4,000.00		
.225/55R19 A/S XL TIRES			
19" BRIGHT ALUM WHL/PNTD PKTS			
PANORAMIC FIXED-GLASS ROOF	1,600.00		
BLUECRUISE EQUIP:90 DAY TRIAL			
CONNECT PKG: 1 YEAR INCL			
MBLE PWR CORD & FST CHRGR ADPTR	600.00		
		TOTAL VEHICLE & OPTIONS/OTHER	46,690.00
		DESTINATION & DELIVERY	1,995.00



Model e™

Proudly designed and engineered in Michigan by the Ford Model e Electric Vehicle Team.


	RAMP ONE		TOTAL MSRP \$48,685.00
	RU78	RAIL	
	RAMP TWO	ITEM #:	Ford Credit
		52-401Y O/T 2	
This label is affixed pursuant to the Federal Automobile Information Disclosure Act. Gasoline, License, and Title Fees, State and Local taxes are not included. Dealer installed options or accessories are not included unless listed above.			S066 R 6B 2AI 525 000763 05 01 25

EPA DOT

Fuel Economy and Environment

Electric Vehicle

Fuel Economy



110MPGe

115 104 31

combined city/hwy city highway kW-hrs per 100 miles

Small SUVs range from 14 to 125 MPGe. The best vehicle rates 140 MPGe.

You save \$5,750 in fuel costs over 5 years compared to the average new vehicle.

Driving Range

When fully fueled, vehicle can travel about...

0 60 120 180 240 300 320 miles

Charge Time: 9.6 hours (240V)

Annual fuel cost \$750

Fuel Economy & Greenhouse Gas Rating (tailpipe only) Smog Rating (tailpipe only)

10

10

10




Best

This vehicle emits 0 grams CO2 per mile. The best emits 0 grams per mile (tailpipe only). Does not include emissions from generating electricity, learn more at fueleconomy.gov.


Actual results will vary for many reasons, including driving conditions and how you drive and maintain your vehicle. The average new vehicle gets 28 MPG and costs \$9,500 to fuel over 5 years. Cost estimates are based on 15,000 miles per year at \$1.6 per kW-hr. MPGe is miles per gasoline gallon equivalent. Vehicle emissions are a significant cause of climate change and smog.

fueleconomy.gov

Calculate personalized estimates and compare vehicles



Smartphone QR Code™



GOVERNMENT 5-STAR SAFETY RATINGS

Overall Vehicle Score ★★★★★
Based on the combined ratings of frontal, side and rollover. Should ONLY be compared to other vehicles of similar size and weight.

Frontal Crash

Driver Passenger

★★★★★

Based on the risk of injury in a frontal impact. Should ONLY be compared to other vehicles of similar size and weight.

Side Crash

Front seat Rear seat

★★★★★

Based on the risk of injury in a side impact.

Rollover


★★★★★

Based on the risk of rollover in a single-vehicle crash.


Star ratings range from 1 to 5 stars (★★★★★), with 5 being the highest. Source: National Highway Traffic Safety Administration (NHTSA). www.safercar.gov or 1-888-327-4236

3FMTK3R71SMA17524



WARNING: Operating, servicing and maintaining a passenger vehicle, pickup truck, vehicle can expose you to chemicals including phthalates and lead, which are know California to cause cancer and birth defects or other reproductive harm. To minimize exposure, wear gloves or wash your hands frequently when servicing your vehicle. For more information go to www.P65Warnings.ca.gov/passenger-vehicle.

rates may apply. Text HELP for help



www.ford.com/help/privacy-terms/