


	<div>RAMP ONE</div> <div>RU41</div>		<div>TOTAL MSRP</div> <div>\$34,990.00</div>
	<div>RAMP TWO</div> <div>ITEM #:</div> <div>13-S000 O/T 2</div>	<div>RAIL</div>	<div>  <p>Whether you decide to lease or finance your vehicle, you'll find the choices that are right for you. See your dealer for details or visit www.ford.com/finance.</p> </div>
	<p>This label is affixed pursuant to the Federal Automobile Information Disclosure Act. Gasoline, License, and Title Fees, State and Local taxes are not included. Dealer installed options or accessories are not included unless listed above.</p>		<div>SB131 N RB 2X 530 006638 02 13 25</div>

EPA
DOT

Fuel Economy and Environment

Gasoline Vehicle

Fuel Economy

27 MPG

combined city/hwy

25 city

30 highway

3.7 gallons per 100 miles

Small SUVs range from 14 to 118 MPG.
The best vehicle rates 140 MPGe.

You spend

\$250

more in fuel costs over 5 years compared to the average new vehicle.

Annual fuel cost

\$1,950

Fuel Economy & Greenhouse Gas Rating (tailpipe only)

Smog Rating (tailpipe only)

1

5

10

Best

This vehicle emits 324 grams CO₂ per mile. The best emits 0 grams per mile (tailpipe only). Producing and distributing fuel also create emissions; learn more at [fuel economy.gov](#).

1

6

10

Best

Actual results will vary for many reasons, including driving conditions and how you drive and maintain your vehicle. The average new vehicle gets 28 MPG and costs \$9,500 to fuel over 5 years. Cost estimates are based on 15,000 miles per year at \$3.50 per gallon. MPGe is miles per gasoline gallon equivalent. Vehicle emissions are a significant cause of climate change and smog.


fueleconomy.gov

Calculate personalized estimates and compare vehicles

Smartphone QR Code™

GOVERNMENT 5-STAR SAFETY RATINGS


Overall Vehicle Score



Based on the combined ratings of frontal, side and rollover.
Should ONLY be compared to other vehicles of similar size and weight.

Frontal Crash


Driver
Passenger



Based on the risk of injury in a frontal impact.
Should ONLY be compared to other vehicles of similar size and weight.


Side Crash

Front seat
Rear seat



Based on the risk of injury in a side impact.

Rollover



Based on the risk of rollover in a single-vehicle crash.

Star ratings range from 1 to 5 stars (★★★★★), with 5 being the highest.

Source: National Highway Traffic Safety Administration (NHTSA).

www.safercar.gov or 1-888-327-4236



The FordPass Connect™ modem is active and sending vehicle data (e.g., diagnostics) to Ford. See in-vehicle Settings for connectivity options.

FordPass Connect™ service and FordPass™ App required for certain remote features (see App Terms for more information). Connected service and related feature functionality is subject to compatible AT&T-network availability. Evolving technology / cellular networks may affect functionality and availability, or continued provision of some features, prohibiting them from functioning. Message and data rates may apply. See your local Ford website for our privacy policy.

3FMC9BN8SRE36142

WARNING: Operating, servicing and maintaining a passenger vehicle, pickup truck, van or vehicle can expose you to chemicals including engine exhaust, carbon monoxide, oil, and lead, which are known to the State of California to cause cancer and birth defects or other reproductive harm. To minimize exposure, avoid breathing exhaust, do not idle the engine except as necessary, service your vehicle in a well-ventilated area and wear gloves or wash your hands frequently when servicing your vehicle. For more information go to www.P65Warnings.ca.gov/passenger-vehicle.

rates may apply.
Text HELP for help

www.ford.com/help/privacy-terms/