



VEHICLE DESCRIPTION

LINCOLN NAUTILUS

2022 AWD RESERVE I  
5-PASSENGER  
TWIN-TURBO 2.7L V6 ENGINE  
8-SPD AUTO TRANSMISSION

EXTERIOR  
INFINITE BLACK MET CC  
INTERIOR  
PREM LTHR-TRMD SANDSTONE

NB

L01424

STANDARD EQUIPMENT INCLUDED AT NO EXTRA CHARGE

EXTERIOR

- CONFIGURABLE DAYTIME RUNNING LAMPS
- DUAL EXHAUST SYSTEM - CHROME TIPS
- HEADLAMPS- ADAPTIVE LED
- LED TAILLAMPS
- MIRRORS-HEATED/AUTOFOLD/ SIGNAL/MEMORY/DRV AUTODIM/ SECURITY APPROACH LAMPS
- PANORAMIC VISTA ROOF W/ POWER SHADE
- PRIVACY GLASS
- REAR WIPER/WASHER/DEFROST

INTERIOR

- AMBIENT LIGHTING
- AUTO-DIMMING REARVIEW MIRR
- CARGO MANAGEMENT SYSTEM
- DUAL-ZONE CLIMATE CONTROL
- HEATED STEERING WHEEL
- POWER TILT/TELESCOPING STEERING COLUMN W/MEMORY
- PREMIUM LEATHER-WRAPPED STRG WHL W/CRUISE/CLIMATE/ AUDIO & MEDIA CONTROL
- SEATS - REAR HEATED
- SEATS-HTD/VENTILATED FRONT W/DRIVER MEMORY

FUNCTIONAL

- BLIND SPOT INFORMATION SYS
- CNCTD BLT-IN NAV(3-YR INC)
- CROSS-TRAFFIC ALERT
- INTELLIGENT ACCESS W/PUSH BUTTON START
- LANE-KEEPING SYSTEM
- LINCOLN CONNECT™- 4G MODEM W/WIFI CAPABILITY
- RAIN-SENSING WIPERS
- REAR PARKING SENSORS
- SYNC®4 W/EVR & 13.2" SCRNI
- UNIVERSAL GARAGE DOOR OPEN
- WIRELESS CHARGING PAD

SAFETY/SECURITY

- ADVANCETRAC™WITH RSC
- AIRBAGS-DUAL-STAGE FRONT
- AIRBAGS-SIDE IMPACT/SAFETY CANOPY SIDE AIR CURTAINS
- AUTO HIGH BEAMS
- ENHANCED SECURITY PKG
- PERIMETER ALARM
- PERSONAL SAFETY SYSTEM™
- PRE-COLLISION ASSIST W/AEB
- SOS POST CRASH SYSTEM
- TIRE PRESSURE MONITOR SYS

WARRANTY

- 4YR/50K MILE WARRANTY
- 4YR/50K PICKUPDELIVERY SVC
- 6YR/70K MI POWERTRAIN WARR

INCLUDED ON THIS VEHICLE

EQUIPMENT GROUP 201A

•LINCOLN CO-PILOT360 1.0 PLUS

•ENHANCED ACTIVE PARK ASSIST

•360-DEGREE CAMERA

•PHONE AS A KEY

•ACC W/LANE CENTERING ASSIST

(MSRP)

4,785.00

PRICE INFORMATION

BASE PRICE

51,395.00

TOTAL OPTIONS/OTHER

8,825.00

TOTAL VEHICLE & OPTIONS/OTHER

60,220.00

DESTINATION & DELIVERY

1,195.00

TOTAL BEFORE DISCOUNTS

61,415.00

EQUIPMENT GROUP SAVINGS

- - 250.0

OPTIONAL EQUIPMENT/OTHER

.20" PRM PNT/BRT MCH ALUM WHL

2,700.00

TWIN-TURBO 2.7L V6 ENGINE

NO CHARGE

8-SPD AUTO TRANSMISSION

P245/50R20 A/S BSW TIRES

CARGO UTILITY PACKAGE

365.00

.REAR CARGO MGMT SYSTEM

.CARGO COMPARTMENT W/REV MAT

.INTERIOR CARGO COVER

50 STATE EMISSIONS

NO CHARGE

18" MINI SPARE WHEEL W/TIRE

150.00

CLASS II TRAILER TOW PACKAGE


630.00

ROOF RACK SIDE RAILS-SATIN

195.00


FRONT LICENSE PLATE BRACKET

NO CHARGE

	RAMP ONE		TOTAL MSRP \$61,165.00
	RA28	RAIL	
	RAMP TWO	ITEM #: 67-0903 O/T 2	<div><div>   LINCOLN AUTOMOTIVE FINANCIAL SERVICES</div><div>Whether you decide to lease or finance your vehicle, you'll find the choices that are right for you. See your Lincoln Dealer for details or visit <a href="http://www.lincolnafs.com">www.lincolnafs.com</a>.</div></div>
	This label is affixed pursuant to the Federal Automobile Information Disclosure Act. Gasoline, License, and Title Fees, State and Local taxes are not included. Dealer installed options or accessories are not included unless listed above.		
			MM231 N RD 2X 220 000029 12 23 21


EPA DOT

Fuel Economy and Environment



Gasoline Vehicle

Fuel Economy



21

MPG

combined city/hwy

19

city

25

highway

4.8 gallons per 100 miles

You spend

\$2,000

more in fuel costs over 5 years compared to the average new vehicle.

Small SUVs range from 16 to 125 MPG. The best vehicle rates 142 MPGe.

Annual fuel cost

\$1,700

Fuel Economy & Greenhouse Gas Rating (tailpipe only)

Smog Rating (tailpipe only)

1

4

10

Best

1

5

10




Best

This vehicle emits 423 grams CO<sub>2</sub> per mile. The best emits 0 grams per mile (tailpipe only). Producing and distributing fuel also create emissions; learn more at [fuelconomy.gov](http://fuelconomy.gov).

Actual results will vary for many reasons, including driving conditions and how you drive and maintain your vehicle. The average new vehicle gets 27 MPG and costs \$6,500 to fuel over 5 years. Cost estimates are based on 15,000 miles per year at \$2.35 per gallon. MPGe is miles per gasoline gallon equivalent. Vehicle emissions are a significant cause of climate change and smog.

fueleconomy.gov

Calculate personalized estimates and compare vehicles



GOVERNMENT 5-STAR SAFETY RATINGS

Overall Vehicle Score

★★★★★

Based on the combined ratings of frontal, side and rollover. Should ONLY be compared to other vehicles of similar size and weight.

Frontal Crash

Driver Passenger

★★★★★

Based on the risk of injury in a frontal impact. Should ONLY be compared to other vehicles of similar size and weight.

Side Crash

Front seat Rear seat

★★★★★

Based on the risk of injury in a side impact.


Rollover


★★★★

Based on the risk of rollover in a single-vehicle crash.

Star ratings range from 1 to 5 stars (★★★★★), with 5 being the highest. Source: National Highway Traffic Safety Administration (NHTSA). [www.safercar.gov](http://www.safercar.gov) or 1-888-327-4236


2LMPJ8KP7NBL01424





**WARNING:** Operating, servicing and maintaining a passenger vehicle, pickup truck, v vehicle can expose you to chemicals including engine exhaust, carbon monoxide, phtl lead, which are known to the State of California to cause cancer and birth defects or other reproductive harm. To minimize exposure, avoid breathing exhaust, do not idle the engine except as necessary, service your vehicle in a well-ventilated area and wear gloves or wash your hands frequently when servicing your vehicle. For more information go to [www.P65Warnings.ca.gov/passenger-vehicle](http://www.P65Warnings.ca.gov/passenger-vehicle).


rates may apply. Text HELP for help



[www.lincoln.com/help/privacy-terms/](http://www.lincoln.com/help/privacy-terms/)

THE LINCOLN WAY™ APP

Your Dashboard of Services & Features



Download the Lincoln Way app\* and you can:

- Remotely start, lock and unlock your vehicle
- Locate your vehicle and check approximate fuel range
- Receive vehicle health alerts

The Lincoln Connect™ modem is active and sending vehicle data (e.g., diagnostics) to Lincoln. See in-vehicle Settings for connectivity options.

\*Compatible with select smartphone platforms. Lincoln Connect service required (see App Terms for more information). Connected service and related feature functionality is subject to compatible AT&T-network availability. Evolving technology/ cellular networks may affect functionality and availability, or continued provision of some features, prohibiting them from functioning. Message and data rates may apply. See your local Lincoln website for our privacy policy.