



Go Further

ford.com

VEHICLE DESCRIPTION

EDGE

2015 FORD EDGE-SEL AWD
5-PASSENGER
2.0L I4 ECOBOOST ENGINE
6-SPD AUTOMATIC TRANS

FB

B32423

EXTERIOR
DEEP IMPACT BLUE METALLIC

INTERIOR
EBONY LEATHER


STANDARD EQUIPMENT INCLUDED AT NO EXTRA CHARGE			
EXTERIOR <ul style="list-style-type: none">• 18" PAINTED ALUM WHEELS• BRIGHT BELTLINE MOLDING• DOOR HANDLES - BODY COLOR• DUAL EXHAUST TIPS• GRILLE - PAINTED BRIGHT• LED SIGNATURE LAMPS• LED TAILLAMPS• MIRRORS - PWR/HTD/MAN FOLD W/LED SIG & APPROACH LAMP• PRIVACY GLASS• PROJ BEAM HALOGEN HEADLAMP• REAR SPOILER, BODY COLOR	INTERIOR <ul style="list-style-type: none">• 1-TOUCH UP/DOWN DRIVER WIN• 10WAY PWR DR SEAT W/LUMBAR• 60/40 EASYFOLD REAR BENCH• A/C W/DUAL CLIMATE CONTROL• AUTO DIM REARVIEW MIRROR• CARGO MANAGEMENT SYSTEM• CUPHOLDERS - 8• DUAL ILLUM VANITY MIRRORS• FLOORMATS-1ST AND 2ND ROW• GLOBAL OPEN WINDOWS• LEATHER WRAPPED STR WHEEL W/CRUISE AND AUDIO CONTRO• TILT/TELESCOPE STR COLUMN	FUNCTIONAL <ul style="list-style-type: none">• 6-SPEED SST W/PADDLE SHIFT• AM/FM SINGLE CD/MP3 PLAYER• CRUISE CONTROL• EASYFUEL CAPLESS FILLER• HILL START ASSIST• INTELLIGENT ACCESS W/PUSH BUTTON START• MYKEY• POWERPOINTS (4)• REAR VIEW CAMERA• REAR WIPER/WASHER/DEFROST• REVERSE SENSING SYSTEM• SIRIUS SAT SVC N/A AK&HI	SAFETY/SECURITY <ul style="list-style-type: none">• ADVANCETRAC WITH RSC• AIRBAGS - DUAL STAGE FRONT• AIRBAGS - FRONT SEAT MOUNTED SIDE IMPACT• AIRBAGS - SAFETY CANOPY• AUTOLAMP/RAILAMP• LATCH CHILD SAFETY SYSTEM• SECURICODE KEYLESS KEYPAD• SOS POST CRASH ALERT SYS• TIRE PRESSURE MONITOR SYS WARRANTY <ul style="list-style-type: none">• 3YR/36,000 BUMPER / BUMPER• 5YR/60,000 POWERTRAIN• 5YR/60,000 ROADSIDE ASSIST

INCLUDED ON THIS VEHICLE	(MSRP)	PRICE INFORMATION	(MSRP)
EQUIPMENT GROUP 201A <ul style="list-style-type: none">•SYNC W/MY FORD TOUCH•HEATED FRONT SEATS•6-WAY PWR PASSENGER SEAT	2,700.00	BASE PRICE TOTAL OPTIONS/OTHER	\$33,495.00 5,960.00
OPTIONAL EQUIPMENT/OTHER P245/60R18 A/S TIRES UTILITY PACKAGE POWER LIFTGATE PERIMETER ALARM UNIVERSAL GARAGE DOOR OPENER TECHNOLOGY PACKAGE VOICE ACTIVATED NAVIGATION SYS BLIND SPOT MONITORING SYS REMOTE START AUTO-DIM DRIVER EXT MIRROR FRONT LICENSE PLATE BRACKET 18" POLISHED ALUMINUM WHEELS ROOF RACK SIDE RAILS	775.00 1,395.00 NO CHARGE 895.00 195.00	TOTAL VEHICLE & OPTIONS/OTHER DESTINATION & DELIVERY	39,455.00 895.00
		TOTAL BEFORE DISCOUNTS	40,350.00
		EQUIPMENT GROUP SAVINGS	- 600.00
		AWD DISCOUNT	- 500.00
		TOTAL SAVINGS	- 1,100.00


	RAMP ONE		TOTAL MSRP	\$39,250.00
	RC73		This label is affixed pursuant to the Federal Automobile Information Disclosure Act. Gasoline, License, and Title Fees, State and Local taxes are not included. Dealer installed options or accessories are not included unless listed above.	
	RAMP TWO	FINAL ASSEMBLY PLANT		
		OAKVILLE		
	METHOD OF TRANSP.	ITEM #: 23-S200 O/T 2		
	RAIL	FD101 N RB 2X 520 001156 04 10 15		

EPA
DOT

Fuel Economy and Environment

Gasoline Vehicle

Fuel Economy



23 MPG

combined city/hwy

20 city

28 highway

4.3 gallons per 100 miles

Small SUVs range from 17 to 33 MPG.
The best vehicle rates 119 MPGe.

You spend

\$500

more in fuel costs over 5 years compared to the average new vehicle.

Annual fuel cost

\$2,300

Fuel Economy & Greenhouse Gas Rating (tailpipe only)

Smog Rating (tailpipe only)

1510Best




1510Best

This vehicle emits 388 grams CO₂ per mile. The best emits 0 grams per mile (tailpipe only). Producing and distributing fuel also create emissions; learn more at fueleconomy.gov.


Actual results will vary for many reasons, including driving conditions and how you drive and maintain your vehicle. The average new vehicle gets 24 MPG and costs \$11,000 to fuel over 5 years. Cost estimates are based on 15,000 miles per year at \$3.50 per gallon. MPGe is miles per gasoline gallon equivalent. Vehicle emissions are a significant cause of climate change and smog.

fueleconomy.gov

Calculate personalized estimates and compare vehicles



Smartphone QR Code™



GOVERNMENT 5-STAR SAFETY RATINGS

Overall Vehicle Score

To Be Rated

Based on the combined ratings of frontal, side and rollover. Should ONLY be compared to other vehicles of similar size and weight.

Frontal Crash	Driver Passenger	To Be Rated To Be Rated
Based on the risk of injury in a frontal impact. Should ONLY be compared to other vehicles of similar size and weight.		
Side Crash	Front seat Rear seat	To Be Rated To Be Rated
Based on the risk of injury in a side impact.		
Rollover	To Be Rated	
Based on the risk of rollover in a single-vehicle crash.		

Star ratings range from 1 to 5 stars (★★★★★), with 5 being the highest. Source: National Highway Traffic Safety Administration (NHTSA). www.safercar.gov or 1-888-327-4236



2FMTK4J98FBB32423



Scan this code to experience this vehicle or text 2FFBB32423 to 48028 or Visit ford.com/windowsticker

Standard messaging & data plan rates may apply.



Extended Service Plan

Ford ESP is the only extended service plan honored at every Ford dealership in the U.S. and Canada. See your dealer for additional details or visit www.FordOwner.com for more information.



FORD CREDIT

Choose the vehicle you want. Whether you decide to lease or finance, you'll find the choices that are right for you. See your Ford Dealer for details or visit www.FordCredit.com.