



Go Further

ford.com

VEHICLE DESCRIPTION

EDGE

2015 FORD EDGE-TITANIUM FWD
5-PASSENGER
3.5L TI-VCT V6 ENGINE
6-SPD SELECTSHIFT TRANS

EXTERIOR
MAGNETIC
INTERIOR
MED SOFT CERAMIC LEATHER

FB B13301


STANDARD EQUIPMENT INCLUDED AT NO EXTRA CHARGE			
EXTERIOR <ul style="list-style-type: none">• 19" PREMIUM PAINTED WHEELS• BRIGHT BELTLINE MOLDING• DOOR HANDLES - BODY COLOR W/ BRIGHT INSERTS• DUAL EXHAUST TIPS• GRILLE - PAINTED BRIGHT• HANDS-FREE LIFTGATE• LED SIGNATURE LAMPS• LED TAILLAMPS W/LIGHT BAR• MIRRORS - PWR/HTD/MAN FOLD LED SIG/APPROACH LAMP/MEM• PRIVACY GLASS• PROJ BEAM HALOGEN HEADLAMP• REAR SPOILER, BODY COLOR	INTERIOR <ul style="list-style-type: none">• 1TOUCH UP/DOWN DR/PASS WIN• 60/40 SPLIT FOLD REAR SEAT• A/C W/DUAL CLIMATE CONTROL• AMBIENT LIGHTING• AUTO DIM REARVIEW MIRROR• CARGO MANAGEMENT SYSTEM• CUPHOLDERS - 8• FLOORMATS-1ST AND 2ND ROW• GLOBAL OPEN WINDOWS• ILLUMINATED SILL PLATES• LEATHER TRIMMED SEATS WITH 10-WAY HTD DR/PA & DR MEM• LEATHER WRAPPED STR WHEEL W/CRUISE AND AUDIO CONTRO• MEDIA HUBUSB/SD CARD/AUX	FUNCTIONAL <ul style="list-style-type: none">• 6-SPEED SST W/PADDLE SHIFT• EASYFUEL CAPLESS FILLER• HD RADIO• HILL START ASSIST• INTELLIGENT ACCESS W/PUSH BUTTON START• MYKEY• POWERPOINTS (4)• REAR VIEW CAMERA• REAR WIPER/WASHER/DEFROST• REVERSE SENSING SYSTEM• SIRIUS SAT SVC N/A AK&HI• SONY PREM STEREO/SINGLE CD• SYNC W/ MYFORD TOUCH• UNIVER GARAGE DOOR OPENER	SAFETY/SECURITY <ul style="list-style-type: none">• ADVANCETRAC WITH RSC• AIRBAGS - DUAL STAGE FRONT• AIRBAGS - FRONT SEAT MOUNTED SIDE IMPACT• AIRBAGS - SAFETY CANOPY• AUTOLAMP/RAINLAMP• LATCH CHILD SAFETY SYSTEM• PERIMETER ALARM• SECURICODE KEYLESS KEYPAD• SOS POST CRASH ALERT SYS• TIRE PRESSURE MONITOR SYS WARRANTY <ul style="list-style-type: none">• 3YR/36,000 BUMPER / BUMPER• 5YR/60,000 POWERTRAIN• 5YR/60,000 ROADSIDE ASSIST

INCLUDED ON THIS VEHICLE	(MSRP)		(MSRP)
EQUIPMENT GROUP 300A		PRICE INFORMATION	
		BASE PRICE	\$35,600.00
		TOTAL OPTIONS/OTHER	425.00
OPTIONAL EQUIPMENT/OTHER			
3.5L TI-VCT V6 ENGINE	425.00		
6-SPD SELECTSHIFT TRANS	NO CHARGE	TOTAL VEHICLE & OPTIONS/OTHER	36,025.00
.P245/55R19 A/S TIRES		DESTINATION & DELIVERY	895.00

	RAMP ONE		TOTAL MSRP \$36,920.00
	RS14		
	RAMP TWO	FINAL ASSEMBLY PLANT	This label is affixed pursuant to the Federal Automobile Information Disclosure Act. Gasoline, License, and Title Fees, State and Local taxes are not included. Dealer installed options or accessories are not included unless listed above.
		OAKVILLE	
	METHOD OF TRANSP.	ITEM #: 72-A02L O/T 9Z	SPECIAL ORDER
	RAIL	FB241 N RB 2XX 515 000732 02 24 15	


EPA DOT

Fuel Economy and Environment



Gasoline Vehicle

Fuel Economy



21

combined city/hwy

MPG

18

city

26

highway

4.8

gallons per 100 miles

Small SUVs range from 17 to 33 MPG. The best vehicle rates 119 MPGe.

You spend

\$1,500

more in fuel costs over 5 years compared to the average new vehicle.

Annual fuel cost

\$2,500

Fuel Economy & Greenhouse Gas Rating (tailpipe only)

5

1

10

Best

This vehicle emits 425 grams CO₂ per mile. The best emits 0 grams per mile (tailpipe only). Producing and distributing fuel also create emissions; learn more at fueleconomy.gov.

Smog Rating (tailpipe only)

5

1




10

Best


Actual results will vary for many reasons, including driving conditions and how you drive and maintain your vehicle. The average new vehicle gets 24 MPG and costs \$11,000 to fuel over 5 years. Cost estimates are based on 15,000 miles per year at \$3.50 per gallon. MPGe is miles per gasoline gallon equivalent. Vehicle emissions are a significant cause of climate change and smog.

fueleconomy.gov

Calculate personalized estimates and compare vehicles



Smartphone QR Code™



GOVERNMENT 5-STAR SAFETY RATINGS

Overall Vehicle Score

To Be Rated

Based on the combined ratings of frontal, side and rollover. Should ONLY be compared to other vehicles of similar size and weight.

Frontal Crash

Driver Passenger

To Be Rated To Be Rated

Based on the risk of injury in a frontal impact. Should ONLY be compared to other vehicles of similar size and weight.

Side Crash

Front seat Rear seat

To Be Rated To Be Rated

Based on the risk of injury in a side impact.

Rollover

To Be Rated

Based on the risk of rollover in a single-vehicle crash.

Star ratings range from 1 to 5 stars (★★★★★), with 5 being the highest. Source: National Highway Traffic Safety Administration (NHTSA). www.safercar.gov or 1-888-327-4236



2FMTK3K89FBB13301



Extended Service Plan

Ford ESP is the only extended service plan honored at every Ford dealership in the U.S. and Canada. See your dealer for additional details or visit www.FordOwner.com for more information.



FORD CREDIT

Choose the vehicle you want. Whether you decide to lease or finance, you'll find the choices that are right for you. See your Ford Dealer for details or visit www.FordCredit.com.



Go Further