



Go Further

ford.com

VEHICLE DESCRIPTION

EDGE

2022 EDGE TITANIUM AWD  
5-PASSENGER  
TWIN-SCRL 2.0L ECOBOOST ENG  
8-SPD AUTO TRANSMISSION

EXTERIOR  
STONE BLUE METALLIC  
INTERIOR  
CERAMIC PERF LTHR-TRIM SEAT

NB A50321

STANDARD EQUIPMENT INCLUDED AT NO EXTRA CHARGE

EXTERIOR

- BELTLINE MOLDING- BRIGHT
- EASY FUEL® CAPLESS FILLER
- EXHAUST TIPS - STAINLESS STEEL
- FOG LAMPS-LED
- GRILLE - CHROME
- HEADLAMPS - ADAPTIVE LED
- HEADLAMPS - AUTO HIGH BEAM
- HEADLAMPS -WIPER ACTIVATED
- LED SIGNATURE LIGHTING
- LIFTGATE - HANDS-FREE
- MIRRORS - PWR/HTD/MAN FOLD
- LED SIG/APPROACH LAMP/MEM
- PRIVACY GLASS - REAR DOORS
- WIPERS - RAIN-SENSING

INTERIOR

- 110V/150W AC POWER OUTLET
- 1TOUCH UP/DOWN DR/PASS WIN
- 2ND ROW HEATED SEATS
- 60/40 EASYFOLD REAR BENCH
- AMBIENT LIGHTING
- AUTO-DIM REARVIEW MIRROR
- DUAL-ZONE ELECTRONIC AUTO CLIMATE CONTROL
- HTD LTHR WRAPPED STR WHL W/CUISE AND AUDIO CTRLS
- PWR TILT/TEL STR COL W/MEM
- ROTARY GEAR SHIFT DIAL
- SEATS-HTD/CLD, 10-WAY PWR W/MEM DR & 6-WAY PW PASS
- USB A AND C

FUNCTIONAL

- B&O SOUND SYSTEM, 12 SPKR
- FORD CO-PILOT360™
- FORDPASS™ CONNECT 4GWI-FI HOTSPOT TELEMATICS MODEM
- FRONT 180 DEGREE CAMERA W/SPLIT VIEW
- INTELL ACCESS W/PUSH START
- REAR PARKING SENSORS
- REAR VIEW CAMERA W/WASHER
- REMOTE START SYSTEM
- SIRIUSXM® W/360L- NA AK&HI
- SYNC®4A W/EVR & 12" SCREEN
- UNIVER GARAGE DOOR OPENER
- WIRELESS CHARGING PAD

SAFETY/SECURITY

- ADVANCETRAC™ WITH RSC®
- AIRBAG-DRIVER/PASS KNEE
- AIRBAGS - DUAL STAGE FRONT
- AIRBAGS - FRONT SEAT MOUNTED SIDE IMPACT
- AIRBAGS - SAFETY CANOPY®
- INDIV TIRE PRESS MONIT SYS
- LATCH CHILD SAFETY SYSTEM
- PERIMETER ALARM
- PERSONAL SAFETY SYSTEM™
- SOS POST-CRASH ALERT SYST™

WARRANTY

- 3YR/36,000 BUMPER / BUMPER
- 5YR/60,000 POWERTRAIN
- 5YR/60,000 ROADSIDE ASSIST

INCLUDED ON THIS VEHICLE

(MSRP)

2,370.00

EQUIPMENT GROUP 301A

- ADAPT CRUISE W/S&G & LANE CTR
- AUTO-DIM DRVR SDVIEW MIRROR
- EVASIVE STEERING ASSIST
- CNCTD BLT-IN NAV (3-YR INC)

OPTIONAL EQUIPMENT/OTHER

2022 MODEL YEAR

STONE BLUE METALLIC

.19" NICKEL PTND ALUM WHLS

.245/55R19 A/S BSW TIRES

PANORAMIC VISTA ROOF

FLR LINERS, FRT/RR W/O CARPET

50 STATE EMISSIONS

MINI SPARE WHL/TIRE

495.00

1,595.00

160.00

NO CHARGE

100.00

PRICE INFORMATION

BASE PRICE

42,245.00

TOTAL OPTIONS/OTHER


4,720.00


TOTAL VEHICLE & OPTIONS/OTHER

46,965.00

DESTINATION & DELIVERY


1,295.00



	RAMP ONE		CONVOY	ITEM #:	16-C229 O/T X	 <div>FORD CREDIT</div>
	CS60					
	RAMP TWO					
	This label is affixed pursuant to the Federal Automobile Information Disclosure Act. Gasoline, License, and Title Fees, State and Local taxes are not included. Dealer installed options or accessories are not included unless listed above.				SPECIAL ORDER NC171 N RB 2X 225 000221 03 17 22	


EPA DOT

Fuel Economy and Environment



Gasoline Vehicle

Fuel Economy



23

MPG

combined city/hwy

21

city

28

highway

4.3 gallons per 100 miles

You spend

\$1,250

more in fuel costs over 5 years compared to the average new vehicle.

Small SUVs range from 14 to 129 MPG. The best vehicle rates 142 MPGe.

Annual fuel cost

\$1,550

Fuel Economy & Greenhouse Gas Rating (tailpipe only)

Smog Rating (tailpipe only)

1

5

10

Best

1

6

10




Best

This vehicle emits 380 grams CO<sub>2</sub> per mile. The best emits 0 grams per mile (tailpipe only). Producing and distributing fuel also create emissions; learn more at fueleconomy.gov.

Actual results will vary for many reasons, including driving conditions and how you drive and maintain your vehicle. The average new vehicle gets 27 MPG and costs \$6,500 to fuel over 5 years. Cost estimates are based on 15,000 miles per year at \$2.35 per gallon. MPGe is miles per gasoline gallon equivalent. Vehicle emissions are a significant cause of climate change and smog.

fueleconomy.gov

Calculate personalized estimates and compare vehicles



GOVERNMENT 5-STAR SAFETY RATINGS

Overall Vehicle Score

★★★★★

Based on the combined ratings of frontal, side and rollover. Should ONLY be compared to other vehicles of similar size and weight.

Frontal Crash

Driver Passenger

★★★★★

Based on the risk of injury in a frontal impact. Should ONLY be compared to other vehicles of similar size and weight.

Side Crash

Front seat Rear seat

★★★★★

Based on the risk of injury in a side impact.


Rollover


★★★★

Based on the risk of rollover in a single-vehicle crash.

Star ratings range from 1 to 5 stars (★★★★★), with 5 being the highest. Source: National Highway Traffic Safety Administration (NHTSA). www.safercar.gov or 1-888-327-4236


2FMPK4K98NBA50321





WARNING: Operating, servicing and maintaining a passenger vehicle, pickup truck, v vehicle can expose you to chemicals including engine exhaust, carbon monoxide, phtl lead, which are known to the State of California to cause cancer and birth defects or other reproductive harm. To minimize exposure, avoid breathing exhaust, do not idle the engine except as necessary, service your vehicle in a well-ventilated area and wear gloves or wash your hands frequently when servicing your vehicle. For more information go to www.P65Warnings.ca.gov/passenger-vehicle.

rates may apply. Text HELP for help



www.ford.com/help/privacy-terms/