



Go Further

ford.com

VEHICLE DESCRIPTION

EDGE

2022 EDGE SEL AWD
5-PASSENGER
TWIN-SCRL 2.0L ECOBOOST ENG
8-SPD AUTO TRANSMISSION

EXTERIOR
RAPID RED TINTED CC
INTERIOR
DUNE ACTIVEX SEAT MATERIAL

NB A80550

STANDARD EQUIPMENT INCLUDED AT NO EXTRA CHARGE

EXTERIOR

- BELTLINE MOLDING- BRIGHT
- DOOR HANDLES - BODY COLOR
- EASY FUEL® CAPLESS FILLER
- HEADLAMPS - AUTO HIGH BEAM
- HEADLAMPS -WIPER ACTIVATED
- HEADLAMPS - LED WITH SIGN LTG W/DARK BEZEL
- MIRRORS-HTD/POWER GLASS, MANUAL FOLD
- PRIVACY GLASS - REAR DOORS
- REAR INT WIPER/WASH/DFRST
- TAILLAMPS-LED

INTERIOR

- 1TOUCH UP/DOWN DR/PASS WIN
- 60/40 EASYFOLD REAR BENCH
- AUTO-DIM REARVIEW MIRROR
- CUPHOLDERS - 8
- DUAL ILLUM VIS VANITY MIRR
- DUAL-ZONE ELECTRONIC AUTO CLIMATE CONTROL
- LEATHER WRAPPED STR WHEEL W/CRUISE AND AUDIO CONTROL
- POWERPOINTS - 12V
- ROTARY GEAR SHIFT DIAL
- SEATS - HEATED, 10-WAY PWR DRV & 4-WAY PWR PASS
- USB A AND C

FUNCTIONAL

- AM/FM/MP3, 6 SPEAKERS
- AUTO START STOP TECH
- ELECTRONIC PWR ASST STEER
- FORD CO-PILOT360™
- FORDPASS™ CONNECT 4GWI-FI HOTSPOT TELEMATICS MODEM
- INTELL ACCESS W/PUSH START
- REAR PARKING SENSORS
- REAR VIEW CAMERA W/WASHER
- SIRIUSXM® W/360L- NA AK&HI
- SYNC®4A W/EVR & 12" SCREEN

SAFETY/SECURITY

- ADVANCETRAC™ WITH RSC®
- AIRBAG-DRIVER/PASS KNEE
- AIRBAGS - DUAL STAGE FRONT
- AIRBAGS - FRONT SEAT MOUNTED SIDE IMPACT
- AIRBAGS - SAFETY CANOPY®
- INDIV TIRE PRESS MONIT SYS
- LATCH CHILD SAFETY SYSTEM
- PERSONAL SAFETY SYSTEM™
- SECURILOCK® ANTI-THEFT SYS
- SOS POST-CRASH ALERT SYST™

WARRANTY

- 3YR/36,000 BUMPER / BUMPER
- 5YR/60,000 POWERTRAIN
- 5YR/60,000 ROADSIDE ASSIST

INCLUDED ON THIS VEHICLE

(MSRP)

EQUIPMENT GROUP 201A

OPTIONAL EQUIPMENT/OTHER

2022 MODEL YEAR

RAPID RED TINTED CC

.18" SPLT-SPK SLVR PTD ALUM WH

245/60R18 A/S BSW TIRES

HEATED STEERING WHEEL

FLR LINERS, FRT/RR W/CARPET

FORD CO-PILOT360 ASSIST+

.ADAPT CRUISE W/S&G & LANE CTR

.EVASIVE STEERING ASSIST

.CNCTD BLT-IN NAV (3-YR INC)

CONVENIENCE PACKAGE

.PERIMETER ALARM

.POWER LIFTGATE

.REMOTE START SYSTEM

.UNIVERSAL GARAGE DOOR OPENER

.WIRELESS CHARGING PAD

50 STATE EMISSIONS

PANORAMIC VISTA ROOF

MINI SPARE WHL/TIRE

495.00

350.00

200.00

995.00

1,295.00

NO CHARGE

1,595.00

100.00

PRICE INFORMATION

BASE PRICE

TOTAL OPTIONS/OTHER

TOTAL VEHICLE & OPTIONS/OTHER

DESTINATION & DELIVERY

\$39,345.00

5,030.00


44,375.00

1,495.00

	RAMP ONE		TOTAL MSRP \$45,870.00
	RC44	RAIL	
	RAMP TWO	ITEM #: 48-R411 O/T X	
	This label is affixed pursuant to the Federal Automobile Information Disclosure Act. Gasoline, License, and Title Fees, State and Local taxes are not included. Dealer installed options or accessories are not included unless listed above.		SPECIAL ORDER NH031 N RB 2X 245 000352 08 03 22


EPA DOT

Fuel Economy and Environment



Gasoline Vehicle

Fuel Economy



23

MPG

combined city/hwy

21

city

28

highway

4.3 gallons per 100 miles

You spend

\$1,250

more in fuel costs over 5 years

compared to the average new vehicle.

Small SUVs range from 14 to 129 MPG. The best vehicle rates 142 MPGe.

Annual fuel cost

\$1,550

Fuel Economy & Greenhouse Gas Rating (tailpipe only)

Smog Rating (tailpipe only)

1

5

10

Best

1

6

10




Best

This vehicle emits 380 grams CO₂ per mile. The best emits 0 grams per mile (tailpipe only). Producing and distributing fuel also create emissions; learn more at fueleconomy.gov.


Actual results will vary for many reasons, including driving conditions and how you drive and maintain your vehicle. The average new vehicle gets 27 MPG and costs \$6,500 to fuel over 5 years. Cost estimates are based on 15,000 miles per year at \$2.35 per gallon. MPGe is miles per gasoline gallon equivalent. Vehicle emissions are a significant cause of climate change and smog.

fueleconomy.gov

Calculate personalized estimates and compare vehicles



Smartphone QR Code™



GOVERNMENT 5-STAR SAFETY RATINGS

Overall Vehicle Score

★★★★★

Based on the combined ratings of frontal, side and rollover. Should ONLY be compared to other vehicles of similar size and weight.

Frontal Crash

Driver Passenger

★★★★★

Based on the risk of injury in a frontal impact. Should ONLY be compared to other vehicles of similar size and weight.

Side Crash

Front seat Rear seat

★★★★★

Based on the risk of injury in a side impact.


Rollover


★★★★

Based on the risk of rollover in a single-vehicle crash.

Star ratings range from 1 to 5 stars (★★★★★), with 5 being the highest. Source: National Highway Traffic Safety Administration (NHTSA). www.safercar.gov or 1-888-327-4236


2FMPK4J96NBA80550





WARNING: Operating, servicing and maintaining a passenger vehicle, pickup truck, v vehicle can expose you to chemicals including engine exhaust, carbon monoxide, phl lead, which are known to the State of California to cause cancer and birth defects or other reproductive harm. To minimize exposure, avoid breathing exhaust, do not idle the engine except as necessary, service your vehicle in a well-ventilated area and wear gloves or wash your hands frequently when servicing your vehicle. For more information go to www.P65Warnings.ca.gov/passenger-vehicle.

rates may apply. Text HELP for help



www.ford.com/help/privacy-terms/