



Go Further

ford.com

VEHICLE DESCRIPTION

EDGE

2022 EDGE SEL AWD
5-PASSENGER
TWIN-SCRL 2.0L ECOBOOST ENG
8-SPD AUTO TRANSMISSION

EXTERIOR
AGATE BLACK METALLIC
INTERIOR
EBONY ACTIVEX SEAT MATERIAL

NB A09221


STANDARD EQUIPMENT INCLUDED AT NO EXTRA CHARGE			
EXTERIOR <ul style="list-style-type: none">BELTLINE MOLDING- BRIGHTDOOR HANDLES - BODY COLOREASY FUEL® CAPLESS FILLERHEADLAMPS - AUTO HIGH BEAMHEADLAMPS -WIPER ACTIVATEDHEADLAMPS- LED WITH SIGNATURE LIGHTINGMIRRORS-HTD/POWER GLASS, MANUAL FOLDPRIVACY GLASS - REAR DOORSREAR INT WIPER/WASH/DFRSTTAILLAMPS-LED	INTERIOR <ul style="list-style-type: none">1TOUCH UP/DOWN DR/PASS WIN60/40 EASYFOLD REAR BENCHAUTO-DIM REARVIEW MIRRORCUPHOLDERS - 8DUAL ILLUM VIS VANITY MIRRDUAL-ZONE ELECTRONIC AUTO CLIMATE CONTROLLEATHER WRAPPED STR WHEEL W/CRUISE AND AUDIO CONTROLPOWERPOINTS - 12VROTARY GEAR SHIFT DIALSEATS - HEATED, 10-WAY PWR DRV & 4-WAY PWR PASSUSB A AND C	FUNCTIONAL <ul style="list-style-type: none">AM/FM/MP3, 6 SPEAKERSAUTO START STOP TECHELECTRONIC PWR ASST STEERFORD CO-PILOT360™FORDPASS™ CONNECT 4GWI-FI HOTSPOT TELEMATICS MODEMINTELL ACCESS W/PUSH STARTREAR PARKING SENSORSREAR VIEW CAMERA W/WASHERSIRIUSXM® W/360L- NA AK&HISYNC®4A W/EVR & 12" SCREEN	SAFETY/SECURITY <ul style="list-style-type: none">ADVANCETRAC™ WITH RSC®AIRBAG-DRIVER/PASS KNEEAIRBAGS - DUAL STAGE FRONTAIRBAGS - FRONT SEAT MOUNTED SIDE IMPACTAIRBAGS - SAFETY CANOPY®INDIV TIRE PRESS MONIT SYSLATCH CHILD SAFETY SYSTEMPERSONAL SAFETY SYSTEM™SECURILOCK® ANTI-THEFT SYSSOS POST-CRASH ALERT SYST™ WARRANTY <ul style="list-style-type: none">3YR/36,000 BUMPER / BUMPER5YR/60,000 POWERTRAIN5YR/60,000 ROADSIDE ASSIST

INCLUDED ON THIS VEHICLE	(MSRP)	PRICE INFORMATION	(MSRP)
EQUIPMENT GROUP 201A		BASE PRICE	\$37,345.00
		TOTAL OPTIONS/OTHER	5,190.00
OPTIONAL EQUIPMENT/OTHER		TOTAL VEHICLE & OPTIONS/OTHER	42,535.00
245/60R18 A/S BSW TIRES		DESTINATION & DELIVERY	1,245.00
TIRE INFT/SLNT KIT NO SPR INC			
HEATED STEERING WHEEL	350.00		
FORD CO-PILOT360 ASSIST+	895.00		
.ADAPT CRUISE W/S&G & LANE CTR			
.EVASIVE STEERING ASSIST			
.CNCTD BLT-IN NAV (3-YR INC)			
CONVENIENCE PACKAGE	1,295.00		
.PERIMETER ALARM			
.POWER LIFTGATE			
.REMOTE START SYSTEM			
.UNIVERSAL GARAGE DOOR OPENER			
.WIRELESS CHARGING PAD			
FLR LINERS, FRT/RR W/O CARPET	160.00		
50 STATE EMISSIONS	NO CHARGE		
PANORAMIC VISTA ROOF	1,595.00		
18" BRT MCH ALM WHL W/PTD PKT	895.00		
FRONT LICENSE PLATE BRACKET	NO CHARGE		

	RAMP ONE		TOTAL MSRP \$43,780.00
	RC73	RAIL	
	RAMP TWO	ITEM #: 41-S001 O/T 2	
	This label is affixed pursuant to the Federal Automobile Information Disclosure Act. Gasoline, License, and Title Fees, State and Local taxes are not included. Dealer installed options or accessories are not included unless listed above.		MM021 N RB 2X 215 000255 12 02 21


EPA DOT

Fuel Economy and Environment



Gasoline Vehicle

Fuel Economy



23

MPG

combined city/hwy

21

city

28

highway

4.3

gallons per 100 miles

You spend

\$1,250

more in fuel costs over 5 years compared to the average new vehicle.

Annual fuel cost

\$1,550

Fuel Economy & Greenhouse Gas Rating (tailpipe only)

Smog Rating (tailpipe only)

1

5

10

Best

1

6

10




Best

This vehicle emits 380 grams CO₂ per mile. The best emits 0 grams per mile (tailpipe only). Producing and distributing fuel also create emissions; learn more at fueleconomy.gov.


Actual results will vary for many reasons, including driving conditions and how you drive and maintain your vehicle. The average new vehicle gets 27 MPG and costs \$6,500 to fuel over 5 years. Cost estimates are based on 15,000 miles per year at \$2.35 per gallon. MPGe is miles per gasoline gallon equivalent. Vehicle emissions are a significant cause of climate change and smog.

fueleconomy.gov

Calculate personalized estimates and compare vehicles



Smartphone QR Code™



GOVERNMENT 5-STAR SAFETY RATINGS

Overall Vehicle Score

★★★★★

Based on the combined ratings of frontal, side and rollover. Should ONLY be compared to other vehicles of similar size and weight.

Frontal Crash

Driver Passenger

★★★★★

Based on the risk of injury in a frontal impact. Should ONLY be compared to other vehicles of similar size and weight.

Side Crash

Front seat Rear seat

★★★★★

Based on the risk of injury in a side impact.

Rollover

★★★★

Based on the risk of rollover in a single-vehicle crash.

Star ratings range from 1 to 5 stars (★★★★★), with 5 being the highest. Source: National Highway Traffic Safety Administration (NHTSA). www.safercar.gov or 1-888-327-4236

2FMPK4J96NBA09221





WARNING: Operating, servicing and maintaining a passenger vehicle, pickup truck, v vehicle can expose you to chemicals including engine exhaust, carbon monoxide, phtl lead, which are known to the State of California to cause cancer and birth defects or other reproductive harm. To minimize exposure, avoid breathing exhaust, do not idle the engine except as necessary, service your vehicle in a well-ventilated area and wear gloves or wash your hands frequently when servicing your vehicle. For more information go to www.P65Warnings.ca.gov/passenger-vehicle.

rates may apply. Text HELP for help



www.ford.com/help/privacy-terms/