



Go Further

ford.com

VEHICLE DESCRIPTION

EDGE


2021 EDGE TITANIUM FWD
5-PASSENGER
TWIN-SCRL 2.0L ECOBOOST ENG
8-SPD AUTO TRANSMISSION

EXTERIOR
ATLAS BLUE
INTERIOR
EBONY LEATHER-TRIMMED SEATS

MB A62783


STANDARD EQUIPMENT INCLUDED AT NO EXTRA CHARGE			
EXTERIOR <ul style="list-style-type: none">BELTLINE MOLDING- BRIGHTEASY FUEL® CAPLESS FILLEREXHAUST TIPS - STAINLESS STEELFOG LAMPS-LEDGRILLE - CHROMEHEADLAMPS - AUTO HIGH BEAMHEADLAMPS -WIPER ACTIVATEDHEADLAMPS- LED WITH SIGNATURE LIGHTINGLIFTGATE - HANDS-FREEMIRRORS - PWR/HTD/MAN FOLD LED SIG/APPROACH LAMP/MEMPRIVACY GLASS - REAR DOORSWIPERS - RAIN-SENSING	INTERIOR <ul style="list-style-type: none">110V/150W AC POWER OUTLET1TOUCH UP/DOWN DR/PASS WIN60/40 EASYFOLD REAR BENCHAMBIENT LIGHTINGAUTO-DIM REARVIEW MIRRORDUAL ILLUM VIS VANITY MIRRDUAL-ZONE ELECTRONIC AUTO CLIMATE CONTROLHTD, 10-WAY PWR DRV W/MEM & 10-WAY PWR PASSLEATHER WRAPPED STR WHEEL W/CRUISE AND AUDIO CONTROLPOWERPOINTS - 12VROTARY GEAR SHIFT DIALUSB A (1) AND C (1)	FUNCTIONAL <ul style="list-style-type: none">B&O SOUND SYSTEM, 12 SPKRFORD CO-PILOT360™FORDPASS™ CONNECT 4GWI-FI HOTSPOT TELEMATICS MODEMINTELLIGENT ACCESS W/PUSH BUTTON STARTREAR VIEW CAMERA W/WASHERREMOTE START SYSTEMREVERSE SENSING SYSTEMSIRIUSXM® W/360L- NA AK&HISYNC®4A W/EVR & 12" SCREENUNIVER GARAGE DOOR OPENERWIRELESS CHARGING PAD	SAFETY/SECURITY <ul style="list-style-type: none">ADVANCETRAC™ WITH RSC®AIRBAG-DRIVER/PASS KNEEAIRBAGS - DUAL STAGE FRONTAIRBAGS - FRONT SEAT MOUNTED SIDE IMPACTAIRBAGS - SAFETY CANOPY®INDIV TIRE PRESS MONIT SYSLATCH CHILD SAFETY SYSTEMPERIMETER ALARMPERSONAL SAFETY SYSTEM™SOS POST-CRASH ALERT SYST™ WARRANTY <ul style="list-style-type: none">3YR/36,000 BUMPER / BUMPER5YR/60,000 POWERTRAIN5YR/60,000 ROADSIDE ASSIST

INCLUDED ON THIS VEHICLE	(MSRP)	PRICE INFORMATION	(MSRP)
EQUIPMENT GROUP 300A		BASE PRICE	\$38,940.00
		TOTAL OPTIONS/OTHER	3,785.00
OPTIONAL EQUIPMENT/OTHER		TOTAL VEHICLE & OPTIONS/OTHER	42,725.00
245/50R20 A/S BSW TIRES	NO CHARGE	DESTINATION & DELIVERY	1,245.00
FORD CO-PILOT360 ASSIST+	895.00		
.EVASIVE STEERING ASSIST			
.ADAPT CRUISE W/S&G & LANE CTR			
.CNCTD BLT-IN NAV (3-YR INC)			
FLR LINERS, FRT/RR W/CARPET	200.00		
50 STATE EMISSIONS	NO CHARGE		
PANORAMIC VISTA ROOF	1,595.00		
MINI SPARE WHL/TIRE	100.00		
20" BRT MCH ALM WHL W/PTD PKT	995.00		

	RAMP ONE	RAIL	TOTAL MSRP \$43,970.00
	RS14		
	RAMP TWO	ITEM #:	<div><div>Whether you decide to lease or finance your vehicle, you'll find the choices that are right for you. See your dealer for details or visit www.ford.com/finance.</div></div> <div>FORD CREDIT</div>
		24-C800 O/T 2	
This label is affixed pursuant to the Federal Automobile Information Disclosure Act. Gasoline, License, and Title Fees, State and Local taxes are not included. Dealer installed options or accessories are not included unless listed above.			MJ241 N RB 2X 135 000361 09 24 21


EPA DOT

Fuel Economy and Environment



Gasoline Vehicle

Fuel Economy



24

combined city/hwy

21

city

29

highway

4.2

gallons per 100 miles

Small SUVs range from 16 to 120 MPG. The best vehicle rates 141 MPGe.

You spend

\$1,000

more in fuel costs over 5 years

compared to the average new vehicle.

Annual fuel cost

\$1,700

Fuel Economy & Greenhouse Gas Rating (tailpipe only)

Smog Rating (tailpipe only)

1

5

10

Best

1




5

10


Best

This vehicle emits 369 grams CO₂ per mile. The best emits 0 grams per mile (tailpipe only). Producing and distributing fuel also create emissions; learn more at fuelconomy.gov.

Actual results will vary for many reasons, including driving conditions and how you drive and maintain your vehicle. The average new vehicle gets 27 MPG and costs \$7,500 to fuel over 5 years. Cost estimates are based on 15,000 miles per year at \$2.70 per gallon. MPGe is miles per gasoline gallon equivalent. Vehicle emissions are a significant cause of climate change and smog.



Smartphone QR Code™



GOVERNMENT 5-STAR SAFETY RATINGS

Overall Vehicle Score

★★★★★

Based on the combined ratings of frontal, side and rollover. Should ONLY be compared to other vehicles of similar size and weight.

Frontal Crash

Driver Passenger

★★★★★

Based on the risk of injury in a frontal impact. Should ONLY be compared to other vehicles of similar size and weight.

Side Crash

Front seat Rear seat

★★★★★

Based on the risk of injury in a side impact.


Rollover


★★★★

Based on the risk of rollover in a single-vehicle crash.

Star ratings range from 1 to 5 stars (★★★★★), with 5 being the highest. Source: National Highway Traffic Safety Administration (NHTSA). www.safercar.gov or 1-888-327-4236


2FMPK3K96MBA62783





WARNING: Operating, servicing and maintaining a passenger vehicle, pickup truck, v vehicle can expose you to chemicals including engine exhaust, carbon monoxide, phtl lead, which are known to the State of California to cause cancer and birth defects or other reproductive harm. To minimize exposure, avoid breathing exhaust, do not idle the engine except as necessary, service your vehicle in a well-ventilated area and wear gloves or wash your hands frequently when servicing your vehicle. For more information go to www.P65Warnings.ca.gov/passenger-vehicle.

rates may apply. Text HELP for help



www.ford.com/help/privacy-terms/