

Go Further

ford.com

VEHICLE DESCRIPTION

EDGE

2013 FORD EDGE-LIMITED AWD  
5-PASSENGER  
3.5L TI-VCT V6 ENGINE  
6-SPD SELECTSHIFT TRANS

EXTERIOR  
RUBY RED METALLIC TINT CC  
INTERIOR  
MED LT STONE LEATHER

DB C65347


STANDARD EQUIPMENT INCLUDED AT NO EXTRA CHARGE			
<b>EXTERIOR</b> <ul style="list-style-type: none"><li>AUTO HEADLAMPS</li><li>SUPPLEMENTAL PARK LAMPS</li><li>SECURICODE KEYLESS ENTRY</li><li>MIRRORS-MAN FOLD DUAL PWR HEATED WITH APPROACH LAMP</li><li>REAR SPOILER, BODY COLOR</li><li>CHROME BODY SIDE MOLDINGS</li><li>DUAL EXHAUST TIPS</li><li>PRIVACY GLASS</li></ul>	<b>INTERIOR</b> <ul style="list-style-type: none"><li>LEATHER TRIMMED SEATS WITH 10-WAY HTD DR/PA &amp; DR MEM</li><li>60/40 EASYFOLD REAR BENCH</li><li>LEATHER WRAPPED STR WHEEL W/CRUISE AND AUDIO CONTRO</li><li>TILT/TELESCOPE STR COLUMN</li><li>AMBIENT LIGHTING</li><li>ILLUMINATED ENTRY</li><li>CARGO MANAGEMENT SYSTEM</li><li>DUAL ILLUM VANITY MIRRORS</li><li>1-TOUCH UP/DOWN DRIVER WIN</li><li>OVERHEAD CONSOLE</li><li>FLOORMATS-1ST AND 2ND ROW</li></ul>	<b>FUNCTIONAL</b> <ul style="list-style-type: none"><li>HILL START ASSIST</li><li>SYNC W/ MYFORD TOUCH</li><li>SYNC SERVICES</li><li>A/C, DUAL ZONE ELECTRONIC</li><li>PARTICULATE AIR FILTER</li><li>SONY AUDIO SYSTEM</li><li>390 WATT/ 12 SPEAKERS</li><li>SIRIUS SAT SVC N/A AK&amp;HI</li><li>REVERSE SENSING AND REAR VIEW CAMERA</li><li>EASYFUEL CAPLESS FILLER</li><li>MYKEY</li><li>POWERPOINTS (4)</li><li>REAR WIPER/WASHER/DEFROST</li></ul>	<b>SAFETY/SECURITY</b> <ul style="list-style-type: none"><li>ADVANCETRAC WITH RSC</li><li>AIRBAGS - DUAL STAGE FRONT</li><li>AIRBAGS - FRONT SEAT MOUNTED SIDE IMPACT</li><li>AIRBAGS - SAFETY CANOPY</li><li>SOS POST CRASH ALERT SYS</li></ul> <b>WARRANTY</b> <ul style="list-style-type: none"><li>3YR/36,000 BUMPER / BUMPER</li><li>5YR/60,000 POWERTRAIN</li><li>5YR/60,000 ROADSIDE ASSIST</li></ul>

INCLUDED ON THIS VEHICLE	(MSRP)	PRICE INFORMATION	(MSRP)
<b>EQUIPMENT GROUP 302A</b> <ul style="list-style-type: none"><li>PANORAMIC VISTA ROOF</li><li>ADAPT CRUISE/COLLI WARNING</li><li>HID HEADLAMPS</li><li>DRIVERS ENTRY PACKAGE</li><li>POWER LIFTGATE</li><li>VISION PACKAGE</li><li>BLIND SPOT MONITORING SYS</li><li>VOICE ACTIVATED NAVIGATION SY</li></ul>	5,575.00	BASE PRICE TOTAL OPTIONS	\$37,050.00 7,260.00
		TOTAL VEHICLE & OPTIONS DESTINATION & DELIVERY	44,310.00 895.00
		<b>TOTAL BEFORE DISCOUNTS</b>	<b>45,205.00</b>
		<b>EQUIPMENT GROUP SAVINGS</b>	<b>- 485.00</b>
<b>OPTIONAL EQUIPMENT</b> 2013 MODEL YEAR RUBY RED METALLIC TINT CC P245/50R20 BSW A/S TIRES CLASS II TRAILER TOW PKG FRONT LICENSE PLATE BRACKET 20" CHROME CLAD WHEELS	395.00  395.00 NO CHARGE 895.00		

	RAMP ONE		TOTAL MSRP \$44,720.00	
	RC59			
	RAMP TWO	FINAL ASSEMBLY PLANT	This label is affixed pursuant to the Federal Automobile Information Disclosure Act. Gasoline, License, and Title Fees, State and Local taxes are not included. Dealer installed options or accessories are not included unless listed above.	
		OAKVILLE		
	METHOD OF TRANSP.	ITEM #: 47-Y700 O/T 2		
	RAIL	DF241 N RB 2X 340 000540 06 24 13		


EPA DOT

Fuel Economy and Environment



Gasoline Vehicle

Fuel Economy



21

combined city/hwy

MPG

18

city

25

highway

4.8

gallons per 100 miles

You spend

\$1,150

more in fuel costs over 5 years compared to the average new vehicle.

Small SUV range from 16 to 30 MPG. The best vehicle rates 112 MPGe.

Annual fuel cost

\$2,550

Fuel Economy & Greenhouse Gas Rating (tailpipe only)

Smog Rating (tailpipe only)

1

5

10

Best

1

5


10

Best

This vehicle emits 433 grams CO<sub>2</sub> per mile. The best emits 0 grams per mile (tailpipe only). Producing and distributing fuel also create emissions; learn more at fueleconomy.gov.




Actual results will vary for many reasons, including driving conditions and how you drive and maintain your vehicle. The average new vehicle gets 23 MPG and costs \$11,600 to fuel over 5 years. Cost estimates are based on 15,000 miles per year at \$3.55 per gallon. MPGe is miles per gasoline gallon equivalent. Vehicle emissions are a significant cause of climate change and smog.

Smartphone QR Code™



fueleconomy.gov

Calculate personalized estimates and compare vehicles



GOVERNMENT 5-STAR SAFETY RATINGS

Overall Vehicle Score

★★★★

Based on the combined ratings of frontal, side and rollover. Should ONLY be compared to other vehicles of similar size and weight.

Frontal Crash

Driver Passenger

★★★★

Based on the risk of injury in a frontal impact. Should ONLY be compared to other vehicles of similar size and weight.

Side Crash

Front seat Rear seat

★★★★★

Based on the risk of injury in a side impact.

Rollover

★★★★

Based on the risk of rollover in a single-vehicle crash.

Star ratings range from 1 to 5 stars (★★★★★), with 5 being the highest. Source: National Highway Traffic Safety Administration (NHTSA). www.safercar.gov or 1-888-327-4236

IIHS Ratings

Top Safety Pick Award Winner

Frontal Offset

GOOD

Side Impact

GOOD


Rear Impact

GOOD

Roof Strength


GOOD

The Institute rates vehicles Good, Acceptable, Marginal, or Poor based on performance.




Scan this code to experience this vehicle or text 2FDBC65347 to 48028 or Visit ford.com/windowsticker

Standard messaging & data plan rates may apply.




2FMDK4KC9DBC65347



Extended Service Plan

Ford ESP is the only extended service plan honored at every Ford dealership in the U.S. and Canada. See your dealer for additional details or visit www.FordOwner.com for more information.



FordCredit

Choose the vehicle you want. Whether you decide to lease or finance, you'll find the choices that are right for you. See your Ford Dealer for details or visit www.FordCredit.com.