



Go Further

ford.com

VEHICLE DESCRIPTION

EDGE

2013 FORD EDGE-LIMITED AWD
5-PASSENGER
3.5L TI-VCT V6 ENGINE
6-SPD SELECTSHIFT TRANS


EXTERIOR
INGOT SILVER METALLIC
INTERIOR
MED LT STONE LEATHER

DB C88016

STANDARD EQUIPMENT INCLUDED AT NO EXTRA CHARGE			
EXTERIOR <ul style="list-style-type: none">AUTO HEADLAMPSSUPPLEMENTAL PARK LAMPSSECURICODE KEYLESS ENTRYMIRRORS-MAN FOLD DUAL PWR HEATED WITH APPROACH LAMPREAR SPOILER, BODY COLORCHROME BODY SIDE MOLDINGSDUAL EXHAUST TIPSPRIVACY GLASS	INTERIOR <ul style="list-style-type: none">LEATHER TRIMMED SEATS WITH 10-WAY HTD DR/PA & DR MEM60/40 EASYFOLD REAR BENCHLEATHER WRAPPED STR WHEEL W/CRUISE AND AUDIO CONTROTILT/TELESCOPE STR COLUMNAMBIENT LIGHTINGILLUMINATED ENTRYCARGO MANAGEMENT SYSTEMDUAL ILLUM VANITY MIRRORS1-TOUCH UP/DOWN DRIVER WINOVERHEAD CONSOLEFLOORMATS-1ST AND 2ND ROW	FUNCTIONAL <ul style="list-style-type: none">HILL START ASSISTSYNC W/ MYFORD TOUCHSYNC SERVICESA/C, DUAL ZONE ELECTRONICPARTICULATE AIR FILTERSONY AUDIO SYSTEM390 WATT/ 12 SPEAKERSSIRIUS SAT SVC N/A AK&HIREVERSE SENSING AND REAR VIEW CAMERAEASYFUEL CAPLESS FILLERMYKEYPOWERPOINTS (4)REAR WIPER/WASHER/DEFROST	SAFETY/SECURITY <ul style="list-style-type: none">ADVANCETRAC WITH RSCAIRBAGS - DUAL STAGE FRONTAIRBAGS - FRONT SEAT MOUNTED SIDE IMPACTAIRBAGS - SAFETY CANOPYSOS POST CRASH ALERT SYS WARRANTY <ul style="list-style-type: none">3YR/36,000 BUMPER / BUMPER5YR/60,000 POWERTRAIN5YR/60,000 ROADSIDE ASSIST
INCLUDED ON THIS VEHICLE EQUIPMENT GROUP 301A <ul style="list-style-type: none">PANORAMIC VISTA ROOFHID HEADLAMPSDRIVERS ENTRY PACKAGEPOWER LIFTGATEVOICE ACTIVATED NAVIGATION SY	(MSRP) 3,795.00	PRICE INFORMATION BASE PRICE \$37,050.00 TOTAL OPTIONS 5,160.00 TOTAL VEHICLE & OPTIONS 42,210.00 DESTINATION & DELIVERY 895.00 TOTAL BEFORE DISCOUNTS 43,105.00	(MSRP)
OPTIONAL EQUIPMENT P245/50R20 BSW A/S TIRES CLASS II TRAILER TOW PKG FRONT LICENSE PLATE BRACKET ALL WEATHER RUBBER MATS 20" CHROME CLAD WHEELS	395.00 NO CHARGE 75.00 895.00	EQUIPMENT GROUP SAVINGS - 295.00	


EPA DOT

Fuel Economy and Environment



Gasoline Vehicle

Fuel Economy



21

combined city/hwy

MPG

18

city

25

highway

4.8

gallons per 100 miles

Small SUV range from 16 to 30 MPG.
The best vehicle rates 112 MPGe.

You spend

\$1,150

more in fuel costs over 5 years compared to the average new vehicle.

Annual fuel cost

\$2,550

Fuel Economy & Greenhouse Gas Rating (tailpipe only)

Smog Rating (tailpipe only)

1

5

10

Best

1

5

10




Best

This vehicle emits 433 grams CO₂ per mile. The best emits 0 grams per mile (tailpipe only). Producing and distributing fuel also create emissions; learn more at fueleconomy.gov.


Actual results will vary for many reasons, including driving conditions and how you drive and maintain your vehicle. The average new vehicle gets 23 MPG and costs \$11,600 to fuel over 5 years. Cost estimates are based on 15,000 miles per year at \$3.55 per gallon. MPGe is miles per gasoline gallon equivalent. Vehicle emissions are a significant cause of climate change and smog.

fueleconomy.gov

Calculate personalized estimates and compare vehicles



Smartphone QR Code™



GOVERNMENT 5-STAR SAFETY RATINGS

Overall Vehicle Score

★★★★

Based on the combined ratings of frontal, side and rollover. Should ONLY be compared to other vehicles of similar size and weight.

Frontal Crash

Driver Passenger

★★★★

Based on the risk of injury in a frontal impact. Should ONLY be compared to other vehicles of similar size and weight.

Side Crash

Front seat Rear seat

★★★★★

Based on the risk of injury in a side impact.

Rollover

★★★★

Based on the risk of rollover in a single-vehicle crash.

Star ratings range from 1 to 5 stars (★★★★★), with 5 being the highest. Source: National Highway Traffic Safety Administration (NHTSA). www.safercar.gov or 1-888-327-4236



2FMDK4KC2DBC88016

IIHS Ratings

Top Safety Pick Award Winner

Frontal Offset

GOOD

Side Impact

GOOD


Rear Impact

GOOD


Roof Strength

GOOD

The Institute rates vehicles Good, Acceptable, Marginal, or Poor based on performance.



Extended Service Plan



FordCredit

Choose the vehicle you want. Whether you decide to lease or finance, you'll find the choices that are right for you. See your Ford Dealer for details or visit www.FordCredit.com.