



Go Further

ford.com

VEHICLE DESCRIPTION

EDGE

2013 FORD EDGE-LIMITED FWD  
5-PASSENGER  
3.5L TI-VCT V6 ENGINE  
6-SPD SELECTSHIFT TRANS

EXTERIOR  
WHITE PLATINUM MET TRI-COAT  
INTERIOR  
MED LT STONE LEATHER

DB B47144


STANDARD EQUIPMENT INCLUDED AT NO EXTRA CHARGE			
<b>EXTERIOR</b> <ul style="list-style-type: none"><li>AUTO PROJ BEAM HEADLAMPS</li><li>SUPPLEMENTAL PARK LAMPS</li><li>SECURICODE KEYLESS ENTRY</li><li>MIRRORS-MAN FOLD DUAL PWR HEATED WITH APPROACH LAMP</li><li>REAR SPOILER, BODY COLOR</li><li>CHROME BODY SIDE MOLDINGS</li><li>DUAL EXHAUST TIPS</li><li>PRIVACY GLASS</li></ul>	<b>INTERIOR</b> <ul style="list-style-type: none"><li>LEATHER TRIMMED SEATS WITH 10-WAY HTD DR/PA &amp; DR MEM</li><li>60/40 EASYFOLD REAR BENCH</li><li>LEATHER WRAPPED STR WHEEL W/CRUISE AND AUDIO CONTRO</li><li>TILT/TELESCOPE STR COLUMN</li><li>AMBIENT LIGHTING</li><li>ILLUMINATED ENTRY</li><li>CARGO MANAGEMENT SYSTEM</li><li>DUAL ILLUM VANITY MIRRORS</li><li>1-TOUCH UP/DOWN DRIVER WIN</li><li>OVERHEAD CONSOLE</li><li>FLOORMATS-1ST AND 2ND ROW</li></ul>	<b>FUNCTIONAL</b> <ul style="list-style-type: none"><li>HILL START ASSIST</li><li>SYNC W/ MYFORD TOUCH</li><li>SYNC SERVICES</li><li>A/C, DUAL ZONE ELECTRONIC</li><li>PARTICULATE AIR FILTER</li><li>SONY AUDIO SYSTEM</li><li>390 WATT/ 12 SPEAKERS</li><li>SIRIUS SAT SVC N/A AK&amp;HI</li><li>REVERSE SENSING AND REAR VIEW CAMERA</li><li>EASYFUEL CAPLESS FILLER</li><li>MYKEY</li><li>POWERPOINTS (4)</li><li>REAR WIPER/WASHER/DEFROST</li></ul>	<b>SAFETY/SECURITY</b> <ul style="list-style-type: none"><li>ADVANCETRAC WITH RSC</li><li>AIRBAGS - DUAL STAGE FRONT</li><li>AIRBAGS - FRONT SEAT MOUNTED SIDE IMPACT</li><li>AIRBAGS - SAFETY CANOPY</li><li>SOS POST CRASH ALERT SYS</li></ul> <b>WARRANTY</b> <ul style="list-style-type: none"><li>3YR/36,000 BUMPER / BUMPER</li><li>5YR/60,000 POWERTRAIN</li><li>5YR/60,000 ROADSIDE ASSIST</li></ul>

INCLUDED ON THIS VEHICLE	(MSRP)		(MSRP)
<b>EQUIPMENT GROUP 300A</b>		<b>PRICE INFORMATION</b>	
<b>OPTIONAL EQUIPMENT</b>		BASE PRICE	\$34,940.00
2013 MODEL YEAR		TOTAL OPTIONS	3,430.00
WHITE PLATINUM MET TRI-COAT	495.00		
P245/50R20 BSW A/S TIRES		TOTAL VEHICLE & OPTIONS	38,370.00
CLASS II TRAILER TOW PKG	395.00	DESTINATION & DELIVERY	825.00
VISION PACKAGE	480.00		
.BLIND SPOT MONITORING SYS			
DRIVERS ENTRY PACKAGE	895.00		
POWER LIFTGATE			
ALL WEATHER RUBBER MATS	75.00		
20" CHROME CLAD WHEELS	895.00		
ROOF RAILS-BLACK	195.00		

	RAMP ONE		TOTAL MSRP	\$39,195.00
	RA02		This label is affixed pursuant to the Federal Automobile Information Disclosure Act. Gasoline, License, and Title Fees, State and Local taxes are not included. Dealer installed options or accessories are not included unless listed above.	
	RAMP TWO	FINAL ASSEMBLY PLANT		
		OAKVILLE		
	METHOD OF TRANSP.	ITEM #: 24-Z600 O/T 2		
	RAIL	CL191 N RB 2X 320 001270 11 19 12		


EPA DOT

Fuel Economy and Environment



Gasoline Vehicle

Fuel Economy



22

MPG

combined city/hwy

19

city

27

highway

4.5 gallons per 100 miles

Small SUV range from 16 to 32 MPG. The best vehicle rates 112 MPGe.

You spend

\$400

more in fuel costs over 5 years compared to the average new vehicle.

Annual fuel cost

\$2,400

Fuel Economy & Greenhouse Gas Rating (tailpipe only)

Smog Rating (tailpipe only)

1

5

10

Best

1

5

10




Best

This vehicle emits 406 grams CO<sub>2</sub> per mile. The best emits 0 grams per mile (tailpipe only). Producing and distributing fuel also create emissions; learn more at fueleconomy.gov.


Actual results will vary for many reasons, including driving conditions and how you drive and maintain your vehicle. The average new vehicle gets 23 MPG and costs \$11,600 to fuel over 5 years. Cost estimates are based on 15,000 miles per year at \$3.55 per gallon. MPGe is miles per gasoline gallon equivalent. Vehicle emissions are a significant cause of climate change and smog.

fueleconomy.gov

Calculate personalized estimates and compare vehicles



Smartphone QR Code™



GOVERNMENT 5-STAR SAFETY RATINGS

Overall Vehicle Score

★★★★

Based on the combined ratings of frontal, side and rollover. Should ONLY be compared to other vehicles of similar size and weight.

Frontal Crash

Driver Passenger

★★★★

Based on the risk of injury in a frontal impact. Should ONLY be compared to other vehicles of similar size and weight.

Side Crash

Front seat Rear seat

★★★★★

Based on the risk of injury in a side impact.

Rollover

★★★★

Based on the risk of rollover in a single-vehicle crash.

Star ratings range from 1 to 5 stars (★★★★★), with 5 being the highest. Source: National Highway Traffic Safety Administration (NHTSA). www.safercar.gov or 1-888-327-4236

IIHS Ratings

Top Safety Pick Award Winner

Frontal Offset

GOOD

Side Impact

GOOD

Rear Impact

GOOD

Roof Strength

GOOD

The Institute rates vehicles Good, Acceptable, Marginal, or Poor based on performance.



2FMDK3KC5DBB47144



Extended Service Plan

Ford ESP is the only extended service plan honored at every Ford dealership in the U.S. and Canada. See your dealer for additional details or visit [www.FordOwner.com](http://www.FordOwner.com) for more information.



FordCredit

Choose the vehicle you want. Whether you decide to lease or finance, you'll find the choices that are right for you. See your Ford Dealer for details or visit [www.FordCredit.com](http://www.FordCredit.com).