

OAK-000331 FL
9-NORMAL, NB, 100331, 9L10, 000003693

UTC			U	R	BM				X
CERT	CERT	CERT	TRD	RAMP	BUMP	CAMP	BOOK	AFV	FSCP

2FMDK3KC4 ABA60525NB

VEHICLE DESCRIPTION

EDGE

2010 FORD EDGE-LIMITED FWD
5-PASSENGER
3.5L V6 ENGINE
AUTOMATIC OVERDRIVE TRANS

EXTERIOR
WHITE PLATINUM MET TRI-COAT
INTERIOR
CAMEL LEATHER

AB A60525

PRICE INFORMATION

Manufacturer's
Suggested Retail Price

STANDARD EQUIPMENT INCLUDED AT NO EXTRA CHARGE

- EXTERIOR**
- DUAL CHROMED EXHAUST TIPS
 - FOG LAMPS
 - KEYLESS ENTRY KEYPAD
 - PWR/HTD MIRRORS W/PDL LMPS
 - REAR SPOILER, BODY COLOR

- INTERIOR**
- DUAL ELEC AUTO TEMP CNTRL
 - AMBIENT LIGHTING
 - LTHR TRIM FRONT BUCKET STS
 - 6-WAY PWR/HTD/MEM FRNT STS
 - FOLD FLAT PASSENGER SEAT
 - LTHR TRIM 60/40 REAR BENCH W/EASYFOLD RELEASE
 - PREMIUM SOUND SYSTEM
 - AUXILIARY AUDIO INPUT JACK
 - SYNC VOICE ACTIVATED SYS
 - SIRIUS SAT SVC - N/A AK&HI
 - LEATHER STEERING WHEEL W/AUDIO & CLIMATE CONTROLS

- FUNCTIONAL**
- FRONT WHEEL DRIVE
 - INDEP. FR & RR SUSPENSION
 - REVERSE SENSING SYSTEM
 - 19.0 GALLON FUEL TANK
 - POWER POINTS (4)
 - INTEGRATED KEY FOB

- SAFETY/SECURITY**
- 4-WHEEL DISC BRAKES W/ABS
 - ADVANCETRAC W/RSC
 - PERSONAL SAFETY SYSTEM
 - SIDE AIRBAGS/SAFETY CANOPY
 - CHILD SEAT TETHER ANCHOR
 - SECURILOCK PASS ANTI THEFT
 - SIDE IMPACT DOOR BEAMS
 - TIRE PRESSURE MONITOR SYS

- WARRANTY**
- 3YR/36,000 BUMPER / BUMPER
 - 5YR/60,000 POWERTRAIN
 - 5YR/60,000 ROADSIDE ASSIST

STANDARD VEHICLE PRICE **\$32,720.00**

- INCLUDED ON THIS VEHICLE**
- RAPID SPEC 302A 5,040.00
 - PANORAMIC VISTA ROOF
 - 20" CHROME CLAD WHEELS
 - P245/50R20 BSW A/S TIRES
 - CARGO PACKAGE
 - POWER LIFTGATE
 - REAR CARGO MANAGEMENT SYSTEM
 - VOICE ACTIVATED NAVIGATION SY

OPTIONAL EQUIPMENT
2010 MODEL YEAR
WHITE PLATINUM MET TRI-COAT 495.00
.P245/50R20 BSW A/S TIRES
FRONT LICENSE PLATE BRACKET NO CHARGE
TOTAL OPTIONS 5,535.00

TOTAL VEHICLE & OPTIONS 38,255.00
DESTINATION & DELIVERY 775.00

TOTAL BEFORE DISCOUNTS 39,030.00

RAPID SPEC SAVINGS - 540.00

EPA Fuel Economy Estimates

CITY MPG

18


Expected range
for most drivers
14 to 22 MPG

HIGHWAY MPG

25

Expected range
for most drivers
20 to 30 MPG

Estimated
Annual Fuel Cost
\$1,950
based on 15,000 miles
at \$2.60 per gallon



Your actual
mileage will vary
depending on how you
drive and maintain
your vehicle.

 This vehicle qualifies for auto insurance discounts, call 1-866-367-3131 or visit www.fordautoinsurance.com for availability in your state.

TOTAL MSRP **\$38,490.00**

GOVERNMENT SAFETY RATINGS

Frontal Crash Driver Passenger ★★★★★★★★★★

Star ratings based on the risk of injury in a frontal impact. Frontal ratings should ONLY be compared to other vehicles of similar size and weight.

Side Crash Front seat Rear seat ★★★★★★★★★★



Star ratings based on the risk of injury in a side impact.

Rollover ★★★★★

Star ratings based on the risk of rollover in a single vehicle crash.

Star ratings range from 1 to 5 stars(★★★★★), with 5 being the highest. Source: National Highway Traffic Safety Administration (NHTSA).

www.safercar.gov or call 1-888-327-4236

 See the FREE Fuel Economy Guide at dealers or www.fueleconomy.gov 

24G 461

Gary Yeomans Ford
1420 North Tomoka Farms Road
Daytona Beach FL 32124

RS14

24G 461

RAIL

24-E103 O/T 2

2FMDK3KC4ABA60525



OAKVILLE

9L101 N RB 2X 020 000331 11 10 09



Ford Extended Service Plan is the only service contract backed by Ford and honored at all Ford and Lincoln Mercury Dealers. Ask your dealer for prices and additional details or see our website at www.ford-esp.com.