



Go Further

ford.com

VEHICLE DESCRIPTION

EDGE

2014 FORD EDGE-SEL FWD
5-PASSENGER
3.5L TI-VCT V6 ENGINE
6-SPD SELECTSHIFT TRANS

EXTERIOR
WHITE PLATINUM MET TRI-COAT
INTERIOR
BLK W/ALCANTARA GRAY INSERT

EB B38059


STANDARD EQUIPMENT INCLUDED AT NO EXTRA CHARGE			
EXTERIOR <ul style="list-style-type: none">• 18" ALUMINUM WHEELS• AUTO PROJ BEAM HEADLAMPS• SUPPLEMENTAL PARK LAMPS• REAR SPOILER, BODY COLOR• MIRRORS-MAN FOLD DUAL PWR HEATED WITH APPROACH LAMP• DUAL EXHAUST TIPS• PRIVACY GLASS• DOOR HANDLES - BODY COLOR	INTERIOR <ul style="list-style-type: none">• CLOTH SEATING SURFACES• SEATS-10-WAY PWR DR & 4-WAY MANUAL PASS• 60/40 EASYFOLD REAR BENCH• TILT/TELESCOPE STR COLUMN• LEATHER WRAPPED STR WHEEL W/CRUISE AND AUDIO CONTRO• LEATHER SHIFT KNOB• 1-TOUCH UP/DOWN DRIVER WIN• DUAL ILLUM VANITY MIRRORS• CARGO MANAGEMENT SYSTEM• CUPHOLDERS - 8• ILLUMINATED ENTRY• FLOORMATS-1ST AND 2ND ROW• AUTO DIM REARVIEW MIRROR	FUNCTIONAL <ul style="list-style-type: none">• HILL START ASSIST• SYNC W/ MYFORD• A/C, DUAL ZONE ELECTRONIC• PARTICULATE AIR FILTER• REVERSE SENSING SYSTEM• SPEED CONTROL• AM/FM SINGLE CD/MP3, 6SPKR• MEDIA HUB WITH AUX INPUT• SIRIUS SAT SVC N/A AK&HI• EASYFUEL CAPLESS FILLER• MYKEY• POWERPOINTS (4)• SECURICODE, KEYLESS ENTRY• REAR WIPER/WASHER/DEFROST• COMPASS	SAFETY/SECURITY <ul style="list-style-type: none">• ADVANCETRAC WITH RSC• AIRBAGS - DUAL STAGE FRONT• AIRBAGS - FRONT SEAT MOUNTED SIDE IMPACT• AIRBAGS - SAFETY CANOPY• SOS POST CRASH ALERT SYS• TIRE PRESSURE MONITOR SYS• LATCH CHILD SAFETY SYSTEM WARRANTY <ul style="list-style-type: none">• 3YR/36,000 BUMPER / BUMPER• 5YR/60,000 POWERTRAIN• 5YR/60,000 ROADSIDE ASSIST

INCLUDED ON THIS VEHICLE	(MSRP)	PRICE INFORMATION	(MSRP)
EQUIPMENT GROUP 205A <ul style="list-style-type: none">• SYNC VOICE ACTIVATED SYSTEMS• MYFORD TOUCH• LEATHER COMFORT PACKAGE• REARVIEW CAMERA	2,620.00	BASE PRICE TOTAL OPTIONS	\$31,300.00 7,590.00
		TOTAL VEHICLE & OPTIONS DESTINATION & DELIVERY	38,890.00 895.00
		TOTAL BEFORE DISCOUNTS	39,785.00
		EQUIPMENT GROUP SAVINGS	- 620.00
OPTIONAL EQUIPMENT 2014 MODEL YEAR WHITE PLATINUM MET TRI-COAT P245/50R20 BSW A/S TIRES SEL APPEARANCE PACKAGE 20" MACHINED ALUMINUM WHEELS FRONT LICENSE PLATE BRACKET PANORAMIC VISTA ROOF VOICE ACTIVATED NAVIGATION SYS POWER LIFTGATE	595.00 1,495.00 NO CHARGE 1,595.00 795.00 490.00		

	RAMP ONE RA80		TOTAL MSRP \$39,165.00
	RAMP TWO	FINAL ASSEMBLY PLANT OAKVILLE	This label is affixed pursuant to the Federal Automobile Information Disclosure Act. Gasoline, License, and Title Fees, State and Local taxes are not included. Dealer installed options or accessories are not included unless listed above.
	METHOD OF TRANSP. RAIL	ITEM #: 52-M299 O/T 2 EJ291 N RB 2X 415 000164 09 29 14	


EPA DOT

Fuel Economy and Environment



Gasoline Vehicle

Fuel Economy



22 MPG

combined city/hwy

19 city

27 highway

4.5 gallons per 100 miles

You spend \$500 more in fuel costs over 5 years compared to the average new vehicle.

Annual fuel cost \$2,400




Fuel Economy & Greenhouse Gas Rating (tailpipe only) 5 Best

Smog Rating (tailpipe only) 5 Best


Actual results will vary for many reasons, including driving conditions and how you drive and maintain your vehicle. The average new vehicle gets 23 MPG and costs \$11,500 to fuel over 5 years. Cost estimates are based on 15,000 miles per year at \$3.50 per gallon. MPGe is miles per gasoline gallon equivalent. Vehicle emissions are a significant cause of climate change and smog.

fueleconomy.gov

Calculate personalized estimates and compare vehicles



Smartphone QR Code™



GOVERNMENT 5-STAR SAFETY RATINGS

Overall Vehicle Score ★ ★ ★ ★

Based on the combined ratings of frontal, side and rollover. Should ONLY be compared to other vehicles of similar size and weight.

Frontal Crash

Driver Passenger

★ ★ ★ ★ ★ ★ ★ ★

Based on the risk of injury in a frontal impact. Should ONLY be compared to other vehicles of similar size and weight.

Side Crash

Front seat Rear seat

★ ★ ★ ★ ★ ★ ★ ★


Based on the risk of injury in a side impact.

Rollover


★ ★ ★ ★

Based on the risk of rollover in a single-vehicle crash.

Star ratings range from 1 to 5 stars (★★★★★), with 5 being the highest. Source: National Highway Traffic Safety Administration (NHTSA). www.safercar.gov or 1-888-327-4236




2FMDK3JC9EBB38059



Scan this code to experience this vehicle or text 2FEBB38059 to 48028


or Visit ford.com/windowsticker

Standard messaging & data plan rates may apply.



Extended Service Plan

Ford ESP is the only extended service plan honored at every Ford dealership in the U.S. and Canada. See your dealer for additional details or visit www.FordOwner.com for more information.



FORD CREDIT

Choose the vehicle you want. Whether you decide to lease or finance, you'll find the choices that are right for you. See your Ford Dealer for details or visit www.FordCredit.com.