



ford.com

VEHICLE DESCRIPTION

F-150 LIGHTNING

2025 F-150 4X4 SUPERCREW
145" WHEELBASE
131KWH EXT BAT-SINGLE CHGR
SINGLE-SPEED TRANSMISSION

SW G02329

EXTERIOR
AGATE BLACK METALLIC
INTERIOR
SLATE ACTIVE X TRIMMED

STANDARD EQUIPMENT INCLUDED AT NO EXTRA CHARGE

EXTERIOR

- BOX LIGHTING-LED
- DOOR HANDLES - BODY COLOR
- HEADLAMPS - AUTO HIGH BEAM
- HEADLAMPS - AUTOLAMP (ON/OFF)
- LED PROJECTOR W/ DYNAMIC BENDING HEADLAMPS
- LOCKING REMOVABLE TAILGATE WITH TAILGATE ASSIST
- MEGA POWER FRUNK
- MIRRORS - HTD, PWR GLASS/MANUAL-FOLD/TURN SIGNALS
- PICKUP BOX TIE DOWN HOOKS
- POWER UP/DOWN FRONT HOOD

INTERIOR

- 10-WAY PWR DRV & MULTI-ADJ PWR FRT PASS
- 12" DIGITAL INSTRMNT CLSTR
- 1TOUCH UP/DOWN DR/PASS WIN
- 60/40 FOLD-UP REAR BENCH
- A/C W/DUAL CLIMATE CONTROL
- ACTIVEX WRAPPED STR WHEEL
- AUTO-DIM REARVIEW MIRROR
- HEATED STEERING WHEEL
- ILLUMINATED ENTRY
- MESSAGE CTR: OUTSIDE TEMP, COMPASS, TRIP COMPUTER
- PEDALS - POWER ADJUSTABLE
- POWERPOINT - 2 120V
- REAR-WINDOW DEFROSTER

FUNCTIONAL

- 360-DEGREE CAMERA
- ADAPTIVE CRUISE CONTROL
- B&O SOUND SYSTEM, 8 SPKR
- BLIS W/CROSS-TRAFFIC ALERT
- CLASS IV TRAILER HITCH
- EVASIVE STEERING ASSIST
- FORDPASS™ CONNECT
- FORWARD SENSING SYSTEM
- INTELL ACCESS W/PUSH START
- LANE-KEEPING SYSTEM
- PRE-COLLISION ASSIST W/AEB
- SYNC@4A W/EVR & 15.5" SCRN
- TOW TECHNOLOGY PKG
- WIRELESS APPLE CARPLAY® AND ANDROID AUTO™

SAFETY/SECURITY

- ADVANCETRAC™ WITH RSC®
- AIRBAGS - FRONT SEAT MOUNTED SIDE IMPACT
- AIRBAGS - SAFETY CANOPY®
- LED CTR HIGH MNT STOP LAMP
- PERIMETER ALARM
- SOS POST-CRASH ALERT SYST™

WARRANTY

- 3YR/36,000 BUMPER / BUMPER
- 5YR/60,000 POWERTRAIN
- 5YR/60,000 ROADSIDE ASSIST
- 5YR/60,000 SAFETY RESTRAINT SYS
- 8YR/100,000 ELECTRIC VEHICLE COMPONENTS

INCLUDED ON THIS VEHICLE

(MSRP)

EQUIPMENT GROUP 312A

•FLASH

OPTIONAL EQUIPMENT/OTHER

.20" ALLOY DARK CARBONIZED GRA

150.00

.ZERO EMISSIONS VEHICLE

275/60R20 BSW ALL-TERRAIN

ELECTRIC DRIVE REGULAR AXLE

8450# GVWR PACKAGE

FRONT LICENSE PLATE BRACKET

NO CHARGE

LINER-TRAY STYLE-NO CARPET MAT

160.00

PRO POWER ONBOARD - 9.6 KW

1,200.00

BLUECRUISE EQUIP: 90DAY TRIAL

18" SPARE WHEEL AND TIRE

175.00

TAILGATE STEP AND WORK SURFACE

NO CHARGE

MOBILE POWER CORD (120V/240V)

500.00

PRICE INFORMATION

BASE PRICE

\$67,995.00

TOTAL OPTIONS/OTHER

2,185.00

TOTAL VEHICLE & OPTIONS/OTHER

70,180.00

DESTINATION & DELIVERY

2,195.00




Model e™

Proudly designed and engineered in Michigan by the Ford Model e Electric Vehicle Team.

EPA DOT

Fuel Economy and Environment



Electric Vehicle

Fuel Economy

70

combined city/hwy

78

city

63

highway

48

kW-hrs per 100 miles

MPGe

Standard Pickup Trucks range from 12 to 87 MPGe. The best vehicle rates 140 MPGe.

You save

\$3,750

in fuel costs over 5 years compared to the average new vehicle.

Driving Range

When fully fueled, vehicle can travel about...

0

60

120

180

240

300

320

miles

Charge Time:14.6 hours

(240V)

Annual fuel cost

\$1,150

Fuel Economy & Greenhouse Gas Rating (tailpipe only)

9

10

Best

Smog Rating (tailpipe only)

1

10




Best

This vehicle emits 0 grams CO2 per mile. The best emits 0 grams per mile (tailpipe only). Does not include emissions from generating electricity, learn more at fueleconomy.gov.

Actual results will vary for many reasons, including driving conditions and how you drive and maintain your vehicle. The average new vehicle gets 28 MPG and costs \$9,500 to fuel over 5 years. Cost estimates are based on 15,000 miles per year at \$1.16 per kW-hr. MPGe is miles per gasoline gallon equivalent. Vehicle emissions are a significant cause of climate change and smog.

fueleconomy.gov

Calculate personalized estimates and compare vehicles



GOVERNMENT 5-STAR SAFETY RATINGS

Overall Vehicle Score

★★★★★

Based on the combined ratings of frontal, side and rollover. Should ONLY be compared to other vehicles of similar size and weight.

Frontal Crash

Driver Passenger

★★★★★

★★★★★

Based on the risk of injury in a frontal impact. Should ONLY be compared to other vehicles of similar size and weight.

Side Crash

Front seat Rear seat

★★★★★

★★★★★

Based on the risk of injury in a side impact.

Rollover

★★★★★

Based on the risk of rollover in a single-vehicle crash.

Star ratings range from 1 to 5 stars (★★★★★), with 5 being the highest. Source: National Highway Traffic Safety Administration (NHTSA). www.safercar.gov or 1-888-327-4236

MOTORTREND

TRUCK OF THE YEAR®


2023

TRUCK OF THE YEAR™

The FordPass Connect™ modem is active and sending vehicle data (e.g., diagnostics) to Ford. See in-vehicle Settings for connectivity options.

FordPass Connect™ service and FordPass™ App required for certain remote features (see App Terms for more information). Connected service and related feature functionality is subject to compatible AT&T-network availability. Evolving technology / cellular networks may affect functionality and availability, or continued provision of some features, prohibiting them from functioning. Message and data rates may apply. See your local Ford website for our privacy policy.


1FTVW3L70SWG02329



WARNING:

Operating, servicing and maintaining a passenger vehicle, pickup truck, vehicle can expose you to chemicals including phthalates and lead, which are know California to cause cancer and birth defects or other reproductive harm. To minimize exposure, wear gloves or wash your hands frequently when servicing your vehicle. For more information go to www.P65Warnings.ca.gov/passenger-vehicle.

rates may apply. Text HELP for help



www.ford.com/help/privacy-terms/

23_frd_f15l_xlt_scc5_agbl.jpg