

Go Further

ford.com

VEHICLE DESCRIPTION

F-150

2020 F-150 4X4 SUPERCAB
145" WHEELBASE
3.5L V6 ECOBOOST
ELEC 10-SPEED AUTO W/TOW MO

EXTERIOR
OXFORD WHITE
INTERIOR
MEDIUM GRAY CLOTH 40/20/40

LF C45072

STANDARD EQUIPMENT INCLUDED AT NO EXTRA CHARGE

EXTERIOR

- DAYTIME RUNNING LIGHTS
- EASY FUEL® CAPLESS FILLER
- FOG LAMPS
- FULLY BOXED STEEL FRAME
- HALOGEN HEADLAMPS
- HEADLAMPS - AUTO HIGH BEAM
- HEADLAMPS - AUTOLAMP (ON/OFF)
- LOCKING REMOVABLE TAILGATE
- MANUAL FOLD POWER MIRRORS
- PICKUP BOX TIE DOWN HOOKS
- REAR PRIVACY GLASS
- REAR, 170-DEGREE DOOR
- TRAILER SWAY CONTROL

INTERIOR

- 1TOUCH UP/DOWN DR/PASS WIN
- 60/40 FOLD-UP REAR BENCH SEAT
- A/C W/MANUAL CLIMATE CONTROL, SINGLE ZONE
- CRUISE CONTROL
- DOOR LOCKS - POWER
- DUAL VISOR VANITY MIRRORS
- ILLUMINATED ENTRY
- OUTSIDE TEMP DISPLAY
- POWERPOINT - 12V (FRONT)
- STEERING - TILT/TELESCOPIC WHEEL WITH AUDIO

FUNCTIONAL

- AUTO START STOP TECH
- CURVE CONTROL
- DYNAMIC HITCH ASSIST
- ELECT 4X4 SHIFT-ON-FLY
- FAIL-SAFE COOLING SYSTEM
- FORDPASS™ CONNECT 4GWI-FI HOTSPOT TELEMATICS MODEM
- GAS-CHARGED SHOCKS
- MYKEY®
- OUTBOARD MNTD REAR SHOCKS
- PRE-COLLISION ASSIST W/AEB
- REAR VIEW CAMERA
- REMOTE START- FORDPASS APP
- SELECTSHIFT®
- SYNC®3 8" SCR N W/APPLINK®

SAFETY/SECURITY

- ADVANCETRAC® WITH RSC®
- AIRBAGS - FRONT SEAT MOUNTED SIDE IMPACT
- AIRBAGS - SAFETY CANOPY®
- CTR HIGH MOUNT STOP LAMP
- PERIMETER ALARM
- SECURICODE KEYLESS KEYPAD
- SOS POST-CRASH ALERT SYSTM
- TIRE PRESSURE MONIT SYS

INCLUDED ON THIS VEHICLE
EQUIPMENT GROUP 302A

- XLT SERIES
- REAR-WINDOW DEFROSTER
- SIRIUS XM RADIO

OPTIONAL EQUIPMENT/OTHER

MAGNETIC ACCENT

XLT CHROME APPEARANCE PACKAGE

.18" CHROME-LIKE PVD WHEELS

.CHROME STEP BARS

3.5L V6 ECOBOOST

275/65R 18 OWL (A/S A/T)

3.55 ELECTRONIC LOCK RR AXLE

7050# GVWR PACKAGE

FRONT LICENSE PLATE BRACKET

CALIFORNIA EMISSIONS SYSTEM

PRO TRAILER BACKUP ASSIST

FLOOR LINER - TRAY STYLE

VOICE-ACTIVATED NAVIGATION

MAX TRAILER TOW PACKAGE

.36GAL EXTENDED RANGE FUEL TAN

.INTEGRATED TRAILER BRAKE CONT

MIRROR MAN FOLD W/POWER GLASS

REMOTE START SYSTEM

XLT POWER EQUIPMENT GROUP PKG

.POWER-SLIDING REAR WINDOW

.LED BOX LIGHTING

.110V/400W OUTLET

REVERSE SENSING SYSTEM

LOWER TWO-TONE PAINT

(MSRP)

4,345.00

2,595.00

NO CHARGE

NO CHARGE

NO CHARGE

160.00

795.00

1,295.00

195.00

725.00

275.00

250.00

PRICE INFORMATION

BASE PRICE

\$41,095.00

TOTAL OPTIONS/OTHER

10,635.00

TOTAL VEHICLE & OPTIONS/OTHER

51,730.00

DESTINATION & DELIVERY

1,695.00

TOTAL BEFORE DISCOUNTS

53,425.00

XLT LUX CHROME OR SPRT

- 1,750.00

XLT/LARIAT DISCT NAV

- 500.00

XLT LUX PWR EQUIP GRP


- 250.00

TOTAL SAVINGS

- 2,500.00


EPA DOT

Fuel Economy and Environment



Gasoline Vehicle

Fuel Economy



18

MPG

combined city/hwy

16

city

22

highway

5.6

gallons per 100 miles

Standard Pickup Trucks range from 14 to 27 MPG. The best vehicle rates 136 MPGe.

You spend

\$3,750

more in fuel costs over 5 years compared to the average new vehicle.

Annual fuel cost

\$2,250

Fuel Economy & Greenhouse Gas Rating (tailpipe only)

Smog Rating (tailpipe only)

1

3

10

Best

1

5

10





Best

This vehicle emits 488 grams CO₂ per mile. The best emits 0 grams per mile (tailpipe only). Producing and distributing fuel also create emissions; learn more at fueleconomy.gov.


Actual results will vary for many reasons, including driving conditions and how you drive and maintain your vehicle. The average new vehicle gets 27 MPG and costs \$7,500 to fuel over 5 years. Cost estimates are based on 15,000 miles per year at \$2.70 per gallon. MPGe is miles per gasoline gallon equivalent. Vehicle emissions are a significant cause of climate change and smog.

fueleconomy.gov

Calculate personalized estimates and compare vehicles



Smartphone QR Code™



GOVERNMENT 5-STAR SAFETY RATINGS

Overall Vehicle Score

★★★★

Based on the combined ratings of frontal, side and rollover. Should ONLY be compared to other vehicles of similar size and weight.

Frontal Crash

Driver Passenger

★★★★

★★★★

Based on the risk of injury in a frontal impact. Should ONLY be compared to other vehicles of similar size and weight.

Side Crash

Front seat Rear seat

★★★★★

★★★★★

Based on the risk of injury in a side impact.

Rollover

★★★★


Based on the risk of rollover in a single-vehicle crash.


Star ratings range from 1 to 5 stars (★★★★★), with 5 being the highest.

Source: National Highway Traffic Safety Administration (NHTSA).

www.safercar.gov or 1-888-327-4236


1FTFX1E48LFC45072





WARNING: Operating, servicing and maintaining a passenger vehicle, pickup truck, v vehicle can expose you to chemicals including engine exhaust, carbon monoxide, phtl lead, which are known to the State of California to cause cancer and birth defects or other reproductive harm. To minimize exposure, avoid breathing exhaust, do not idle the engine except as necessary, service your vehicle in a well-ventilated area and wear gloves or wash your hands frequently when servicing your vehicle. For more information go to www.P65Warnings.ca.gov/passenger-vehicle.

rates may apply. Text HELP for help



www.ford.com/help/privacy-terms/