



ford.com

VEHICLE DESCRIPTION

F-150

2025 F-150 4X4 SUPERCREW
145" WHEELBASE
3.5L POWERBOOST FULL HYBRID
HYBRID ELEC 10-SPD AUTO TRA

EXTERIOR
AGATE BLACK METALLIC
INTERIOR
JAVA LEATHER

SF C58753


STANDARD EQUIPMENT INCLUDED AT NO EXTRA CHARGE			
EXTERIOR <ul style="list-style-type: none">• DAYTIME RUNNING LAMPS• EXHAUST TIP - CHROME• GRILLE - CHROME SURROUND W/ BRONZE ACCENTS• LED FOG LAMPS• LED PROJECTOR W/ DYNAMIC BENDING HEADLAMPS• LED SIDE-MIRROR SPOTLIGHTS• LED TAIL LAMPS• POWER MIRRORS• POWER SLIDING REAR WINDOW W/DEFROST & PRIVACY TINT• REMOTE TAILGATE RELEASE• RUNNING BOARD-PWR DEPLOY• TWIN PANEL MOONROOF	INTERIOR <ul style="list-style-type: none">• 10-WAY PWR DRV & MULTI-ADJ PWR FRT PASS• 12" PRODUCTIVITY SCREEN• 2ND ROW HEATED SEATS• ADAPTIVE CRUISE CONTROL• GENUINE WOOD ACCENTS• HEAD-UP DISPLAY• HTD LTHR WRAPPED STR WHL• HTD/VENTILATED FRT SEATS• LEATHER BUCKET FRONT SEATS• MEMORY DRIVER SEAT• PEDALS-PWR ADJ W/MEMORY• PWR TILT/TEL STR COL W/MEM	FUNCTIONAL <ul style="list-style-type: none">• 360-DEGREE CAMERA• B&O UNLEASHED, 14 SPKR• BED UTILITY PKG• BLIS W/CROSS-TRAFFIC ALERT• FORDPASS™ CONNECT 5GWI-FI HOTSPOT TELEMATICS MODEM• LANE-KEEPING SYSTEM• MOBILE OFFICE PKG• POST-COLLISION BRAKING• REMOTE START SYSTEM• REVERSE BRAKE ASSIST• REVERSE SENSING AND REAR VIEW CAMERA• SYNC®4 W/EVR & 12" SCREEN• TOW/HAUL PKG	SAFETY/SECURITY <ul style="list-style-type: none">• ADVANCETRAC™ WITH RSC®• AIRBAGS - FRONT SEAT MOUNTED SIDE IMPACT• AIRBAGS - SAFETY CANOPY®• LED CTR HIGH MNT STOP LAMP• SECURE PKG 1 YR INCLUDED• SECURILOCK® ANTI-THEFT SYS• SOS POST-CRASH ALERT SYS™• TIRE PRESSURE MONIT SYS WARRANTY <ul style="list-style-type: none">• 3YR/36,000 BUMPER / BUMPER• 5YR/60,000 POWERTRAIN• 5YR/60,000 ROADSIDE ASSIST• 8YR/100,000 HYBRID BATTERY

INCLUDED ON THIS VEHICLE	(MSRP)	PRICE INFORMATION	(MSRP)
EQUIPMENT GROUP 601A •KING RANCH SERIES		BASE PRICE TOTAL OPTIONS/OTHER	\$74,905.00 4,570.00
OPTIONAL EQUIPMENT/OTHER MARSH GRAY ACCENT 3.5L POWERBOOST FULL HYBRID HYBRID ELEC 10-SPD AUTO TRANS 275/50R22 BSW ALL-SEASON 3.73 ELECTRONIC LOCK RR AXLE 7400# GVWR PACKAGE 50 STATE EMISSIONS PRO POWER ONBOARD - 7.2KW BLUECRUISE EQUIP: 1 YEAR PLAN 22" PREM PAINTED W/CHRM INSERT STANDARD FUEL TANK RETRACTABLE REAR CENTER STEP WHEEL WELL LINER BEDLINER-TOUGHBED SPRAYIN*ACCY	1,900.00 NO CHARGE NO CHARGE NO CHARGE 1,435.00 430.00 180.00 625.00	TOTAL VEHICLE & OPTIONS/OTHER DESTINATION & DELIVERY	79,475.00 2,595.00
		TOTAL BEFORE DISCOUNTS POWERBOOST HYBRID DISC	82,070.00 - 1,900.00
		TOTAL SAVINGS	- 1,900.00

	RAMP ONE		TOTAL MSRP \$80,170.00
	CA4F	CONVOY	
	RAMP TWO	ITEM #: 21-2613 O/T 2	
	This label is affixed pursuant to the Federal Automobile Information Disclosure Act. Gasoline, License, and Title Fees, State and Local taxes are not included. Dealer installed options or accessories are not included unless listed above.		Scan The QR Code to get more details about this vehicle
			SM011 N RB 2X 575 002326 12 01 25


EPA DOT

Fuel Economy and Environment



Gasoline Vehicle

Fuel Economy



23

MPG

combined city/hwy

22

city

24

highway

4.3

gallons per 100 miles

Standard Pickup Trucks range from 12 to 87 MPG. The best vehicle rates 140 MPGe.

You spend \$2,000 more in fuel costs over 5 years compared to the average new vehicle.

Annual fuel cost \$2,300




Fuel Economy & Greenhouse Gas Rating (tailpipe only) 5

Smog Rating (tailpipe only) 6


Actual results will vary for many reasons, including driving conditions and how you drive and maintain your vehicle. The average new vehicle gets 28 MPG and costs \$9,500 to fuel over 5 years. Cost estimates are based on 15,000 miles per year at \$3.50 per gallon. MPGe is miles per gasoline gallon equivalent. Vehicle emissions are a significant cause of climate change and smog.

fueleconomy.gov

Calculate personalized estimates and compare vehicles



Smartphone QR Code™



GOVERNMENT 5-STAR SAFETY RATINGS

Overall Vehicle Score

★★★★★

Based on the combined ratings of frontal, side and rollover. Should ONLY be compared to other vehicles of similar size and weight.

Frontal Crash

Driver Passenger

★★★★★

Based on the risk of injury in a frontal impact. Should ONLY be compared to other vehicles of similar size and weight.

Side Crash

Front seat Rear seat

★★★★★

Based on the risk of injury in a side impact.

Rollover

★★★★

Based on the risk of rollover in a single-vehicle crash.

Star ratings range from 1 to 5 stars (★★★★★), with 5 being the highest. Source: National Highway Traffic Safety Administration (NHTSA). www.safercar.gov or 1-888-327-4236

1FTFW6LD7SFC58753



**WARNING:** Operating, servicing and maintaining a passenger vehicle, pickup truck, van, or off-road vehicle can expose you to chemicals including engine exhaust, carbon monoxide, phthalates, and lead, which are known to the State of California to cause cancer and birth defects or other reproductive harm. To minimize exposure, avoid breathing exhaust, do not idle the engine except as necessary, service your vehicle in a well-ventilated area and wear gloves or wash your hands frequently when servicing your vehicle. For more information go to www.P65Warnings.ca.gov/passenger-vehicle.



Credit

Get Prequalified now at www.ford.com/finance

2202512093430