



ford.com

VEHICLE DESCRIPTION

F-150

2024 F-150 4X4 SUPERCREW
145" WHEELBASE
3.5L POWERBOOST FULL HYBRID
HYBRID ELEC 10-SPD AUTO TRA

EXTERIOR
AGATE BLACK METALLIC
INTERIOR
BLACK INT W/BLACK LTHR TRIM

RF A71211

STANDARD EQUIPMENT INCLUDED AT NO EXTRA CHARGE

EXTERIOR

- DAYTIME RUNNING LAMPS
- EASY FUEL® CAPLESS FILLER
- FOG LAMPS-LED
- FULLY BOXED STEEL FRAME
- HEADLAMPS - AUTO HIGH BEAM
- HEADLAMPS - AUTOLAMP (ON/OFF)
- LED REFLECTOR HEADLAMPS
- PICKUP BOX TIE DOWN HOOKS
- POWER TAILGATE LOCK
- REAR PRIVACY GLASS
- TRAILER SWAY CONTROL
- WIPERS- INTERMITTENT
- ZONE LIGHTING

INTERIOR

- 12" PRODUCTIVITY SCREEN
- A/C W/DUAL CLIMATE CONTROL
- DOOR LOCKS - POWER
- DUAL VISOR VANITY MIRRORS
- ILLUMINATED ENTRY
- MESSAGE CTR: OUTSIDE TEMP, COMPASS, TRIP COMPUTER
- POWERPOINTS - 12V
- TILT/TELESCOPE STR COLUMN

FUNCTIONAL

- BLIS W/CROSS-TRAFFIC ALERT
- CLASS IV TRAILER HITCH W/ SMART TRLR TOW CONNECTOR
- FORDPASS™ CONNECT 5GWI-FI HOTSPOT TELEMATICS MODEM
- LANE-KEEPING SYSTEM
- POST-COLLISION BRAKING
- PRE-COLLISION ASSIST W/AEB
- PRO TRAILER BACKUP ASSIST
- PRO TRAILER HITCH ASSIST
- REVERSE BRAKE ASSIST
- REVERSE SENSING AND REAR VIEW CAMERA
- SELECTSHIFT®
- SYNC®4 W/EVR & 12" SCREEN

SAFETY/SECURITY

- ADVANCETRAC™ WITH RSC®
- AIRBAGS - FRONT SEAT MOUNTED SIDE IMPACT
- AIRBAGS - SAFETY CANOPY®
- CTR HIGH MOUNT STOP LAMP
- PERIMETER ALARM
- SECURICODE KEYLESS KEYPAD
- SOS POST-CRASH ALERT SYS™
- STOLEN VEH SVCS: 1 YR PLAN
- TIRE PRESSURE MONIT SYS

WARRANTY

- 3YR/36,000 BUMPER / BUMPER
- 5YR/60,000 POWERTRAIN
- 5YR/60,000 ROADSIDE ASSIST
- 8YR/100,000 HYBRID BATTERY

INCLUDED ON THIS VEHICLE

EQUIPMENT GROUP 303A

- XLT SERIES
- LED SIDE-MIRROR SPOTLIGHTS
- POWER-SLIDING REAR WINDOW
- B&O SOUND SYSTEM, 8 SPKR
- MOBILE OFFICE PACKAGE
- PARTITIONED LOCKABLE STORAGE
- WIRELESS CHARGING PAD

OPTIONAL EQUIPMENT/OTHER

- 3.5L POWERBOOST FULL HYBRID HYBRID ELEC 10-SPD AUTO TRANS
- 3.73 ELECTRONIC LOCK RR AXLE
- 7400# GVWR PACKAGE
- XLT BLACK APPEARANCE PKG PLUS
- .275/60R20 BSW ALL-TERRAIN
- .20" GLOSS BLACK PAINTED ALUM
- 50 STATE EMISSIONS
- TWIN PANEL MOONROOF
- PRO POWER ONBOARD - 7.2KW
- BLUECRUISE EQUIP: 90DAY TRIAL
- MIRROR MAN FOLD W/POWER GLASS
- FX4 OFF-ROAD PACKAGE
- .SKID PLATES
- .LINER-TRAY STYLE-NO CARPET MA
- STANDARD FUEL TANK
- BED UTILITY PACKAGE
- .TAILGATE STEP
- TONNEAU COVER-RETRACTABLE*ACCY
- BEDLINER-TOUGHBED SPRAYIN*ACCY
- TAG 261S004

(MSRP)

9,240.00

3,560.00

NO CHARGE

NO CHARGE

2,200.00

NO CHARGE

1,495.00

750.00

1,095.00

635.00

2,200.00

595.00

PRICE INFORMATION

BASE PRICE

\$53,840.00

TOTAL OPTIONS/OTHER

21,770.00

TOTAL VEHICLE & OPTIONS/OTHER

75,610.00

DESTINATION & DELIVERY

1,995.00

TOTAL BEFORE DISCOUNTS

77,605.00

XLT HIGH DISCOUNT

- 2,000.00

POWERBOOST HYBRID DISC


- 1,900.00

TOTAL SAVINGS

- 3,900.00


EPA DOT

Fuel Economy and Environment



Gasoline Vehicle

Fuel Economy



23

MPG

combined city/hwy

22

city

24

highway

Standard Pickup Trucks range from 12 to 73 MPG. The best vehicle rates 140 MPGe.

4.3

gallons per 100 miles

You spend

\$2,000

more in fuel costs over 5 years

compared to the average new vehicle.

Annual fuel cost

\$2,350

Fuel Economy & Greenhouse Gas Rating (tailpipe only)

Smog Rating (tailpipe only)

1

5

10

Best

1

7

10




Best

This vehicle emits 387 grams CO₂ per mile. The best emits 0 grams per mile (tailpipe only). Producing and distributing fuel also create emissions; learn more at fueleconomy.gov.

Actual results will vary for many reasons, including driving conditions and how you drive and maintain your vehicle. The average new vehicle gets 28 MPG and costs \$9,750 to fuel over 5 years. Cost estimates are based on 15,000 miles per year at \$3.60 per gallon. MPGe is miles per gasoline gallon equivalent. Vehicle emissions are a significant cause of climate change and smog.

fueleconomy.gov

Calculate personalized estimates and compare vehicles



GOVERNMENT 5-STAR SAFETY RATINGS

Overall Vehicle Score

★★★★★

Based on the combined ratings of frontal, side and rollover. Should ONLY be compared to other vehicles of similar size and weight.

Frontal Crash

Driver Passenger

★★★★★

★★★★★

Based on the risk of injury in a frontal impact. Should ONLY be compared to other vehicles of similar size and weight.

Side Crash

Front seat Rear seat

★★★★★

★★★★★

Based on the risk of injury in a side impact.


Rollover


★★★★

Based on the risk of rollover in a single-vehicle crash.

Star ratings range from 1 to 5 stars (★★★★★), with 5 being the highest. Source: National Highway Traffic Safety Administration (NHTSA). www.safercar.gov or 1-888-327-4236


1FTFW3LDXRFA71211





WARNING: Operating, servicing and maintaining a passenger vehicle, pickup truck, v vehicle can expose you to chemicals including engine exhaust, carbon monoxide, phtl lead, which are known to the State of California to cause cancer and birth defects or other reproductive harm. To minimize exposure, avoid breathing exhaust, do not idle the engine except as necessary, service your vehicle in a well-ventilated area and wear gloves or wash your hands frequently when servicing your vehicle. For more information go to www.P65Warnings.ca.gov/passenger-vehicle.

rates may apply. Text HELP for help



www.ford.com/help/privacy-terms/