

ford.com

VEHICLE DESCRIPTION

F-150

2025 F-150 4X4 SUPERCREW
157" WHEELBASE
5.0L V8 ENGINE
ELEC TEN-SPEED AUTO TRANS

SK D76838

EXTERIOR
OXFORD WHITE
INTERIOR
DARK SLATE VINYL 40/20/40

STANDARD EQUIPMENT INCLUDED AT NO EXTRA CHARGE

EXTERIOR


INTERIOR

FUNCTIONAL

SAFETY/SECURITY

WARRANTY

INCLUDED ON THIS VEHICLE		(MSRP)	PRICE INFORMATION		(MSRP)
<u>EQUIPMENT GROUP 101A</u>					
•XL SERIES			BASE PRICE		
			TOTAL OPTIONS/OTHER		
			TOTAL VEHICLE & OPTIONS/OTHER		
			DESTINATION & DELIVERY		
<u>OPTIONAL EQUIPMENT/OTHER</u>					
.17" SILVER STEEL WHEELS					
5.0L V8 ENGINE			NO CHARGE		
.265/70R 17 BSW ALL-TERRAIN					
3.31 ELECTRONIC LOCK RR AXLE			420.00		
7200# GVWR PACKAGE					
FRONT LICENSE PLATE BRACKET			NO CHARGE		
BLACK PLATFORM RUNNING BOARDS			250.00		
SKID PLATES			160.00		
50 STATE EMISSIONS			NO CHARGE		
EXTENDED RANGE 36GAL FUEL TANK					
VINYL 40/20/40 FRONT SEAT			NO CHARGE		

	RAMP ONE		TOTAL MSRP	\$52,900.00
	CATB			
	RAMP TWO	RAIL		
		ITEM #: 52-R677 O/T 2		Whether you decide to lease or finance your vehicle, you'll find the choices that are right for you. See your dealer for details or visit www.ford.com/finance .
		This label is affixed pursuant to the Federal Automobile Information Disclosure Act. Gasoline, License, and Title Fees, State and Local taxes are not included. Dealer installed options or accessories are not included unless listed above.	B896 A 7BX X 555 000686 05 16 25	

EPA
DOT **Fuel Economy and Environment**



Fuel Economy

19 MPG
combined city/hwy


16
city

Standard Pickup Trucks range from 12 to 87 MPG. The best vehicle rates 140 MPGe.

**You spend
\$4,250
more in fuel costs
over 5 years
compared to the
average new vehicle.**

Annual fuel **cost**
\$2,750

Fuel Economy & Greenhouse Gas Rating	(tailpipe only)	Smog Rating	(tailpipe only)
---	-----------------	--------------------	-----------------



This vehicle emits 474 grams CO₂ per mile. The best emits 0 grams per mile (tailpipe only). Producing and distributing fuel also create emissions; learn more at fuelconomy.gov.

Actual results will vary for many reasons, including driving conditions and how you drive and maintain your vehicle. The average new vehicle gets 28 MPG and costs \$9,500 to fuel over 5 years. Cost estimates are based on 15,000 miles per year at \$3.50 per gallon. MPGe is miles per gasoline gallon equivalent. Vehicle emissions are a significant cause of climate change and smog.

Smartphone

**fueleconomy.gov**

Calculate personalized estimates and compare vehicles

GOVERNMENT 5-STAR SAFETY RATINGS

Overall Vehicle Score

Based on the combined ratings of frontal, side and rollover.
Should ONLY be compared to other vehicles of similar size and weight.

Frontal Crash	Driver	★	★	★	★	★
	Passenger	★	★	★	★	★

Based on the risk of injury in a frontal impact.
Should ONLY be compared to other vehicles of similar size and weight.

Side Crash	Front seat	★ ★ ★ ★ ★
	Rear seat	★ ★ ★ ★ ★


Based on the risk of injury in a side impact.

Rollover

Based on the risk of rollover in a single-vehicle crash.

Star ratings range from 1 to 5 stars (★★★★★), with 5 being the highest.
Source: National Highway Traffic Safety Administration (NHTSA).
www.safercar.gov or 1-888-327-4236

1FTFW1L59SKD76838

 **WARNING:** Operating, servicing and maintaining a passenger vehicle, pickup truck, v
vehicle can expose you to chemicals including engine exhaust, carbon monoxide, phtl
lead, which are known to the State of California to cause cancer and birth defects or other reproductive harm.
To minimize exposure, avoid breathing exhaust, do not idle the engine except as necessary, service your
vehicle in a well-ventilated area and wear gloves or wash your hands frequently when servicing your vehicle.
For more information go to www.P65Warnings.ca.gov/passenger-vehicle.

rates may
apply.
Text HELP
for help

www.ford.com/help/privacy-terms