

Go Further

ford.com

VEHICLE DESCRIPTION

F-150

2021 F-150 4X4 SUPERCREW  
145" WHEELBASE  
5.0L V8 ENGINE  
ELEC TEN-SPEED AUTO W/TOW M

EXTERIOR  
OXFORD WHITE  
INTERIOR  
BLACK SPORT 40/CONSOLE/40

MF B08306

STANDARD EQUIPMENT INCLUDED AT NO EXTRA CHARGE

EXTERIOR

- DAYTIME RUNNING LAMPS
- EASY FUEL® CAPLESS FILLER
- FOG LAMPS
- FULLY BOXED STEEL FRAME
- HEADLAMPS - AUTO HIGH BEAM
- HEADLAMPS - AUTOLAMP (ON/OFF)
- MANUAL FOLD POWER MIRRORS
- PICKUP BOX TIE DOWN HOOKS
- POWER TAILGATE LOCK
- REAR PRIVACY GLASS
- TRAILER SWAY CONTROL

INTERIOR

- 1TOUCH UP/DOWN DR/PASS WIN
- 60/40 FOLD-UP REAR BENCH SEAT
- DOOR LOCKS - POWER
- DUAL VISOR VANITY MIRRORS
- ILLUMINATED ENTRY
- MESSAGE CTR: OUTSIDE TEMP, COMPASS, TRIP COMPUTER
- POWERPOINTS - 12V
- TILT/TELESCOPE STR COLUMN

FUNCTIONAL

- AUTO HOLD
- AUTO START STOP TECH
- BLIS W/CROSS-TRAFFIC ALERT
- DYNAMIC HITCH ASSIST
- ELECT 4X4 SHIFT-ON-FLY
- FORDPASS CONNECT™ 4G HOTSPOT TELEMATICS MODEM
- GAS-CHARGED SHOCKS
- LANE-KEEPING SYSTEM
- POST-COLLISION BRAKING
- PRE-COLLISION ASSIST W/AEB
- REVERSE BRAKE ASSIST
- REVERSE SENSING AND REAR VIEW CAMERA
- SELECTSHIFT®

SAFETY/SECURITY

- ADVANCETRAC® WITH RSC®
- AIRBAGS - FRONT SEAT MOUNTED SIDE IMPACT
- AIRBAGS - SAFETY CANOPY®
- CTR HIGH MOUNT STOP LAMP
- PERIMETER ALARM
- SOS POST-CRASH ALERT SYST™
- TIRE PRESSURE MONIT SYS

INCLUDED ON THIS VEHICLE

EQUIPMENT GROUP 302A

- XLT SERIES
- ELECTRONIC AUTO TEMP CONTROL
- SIRIUS XM RADIO
- SYNC 4
- LED SIDE-MIRROR SPOTLIGHTS
- REMOTE START SYSTEM
- LED BOX LIGHTING

OPTIONAL EQUIPMENT/OTHER

5.0L V8 ENGINE

275/60R20 BSW ALL-TERRAIN

3.31 RATIO REGULAR AXLE

7050# GVWR PACKAGE

50 STATE EMISSIONS

FORD CO-PILOT 360 ASSIST 2.0

.CNCTD BLT-IN NAV (3-YR INC)

ONBOARD 400W OUTLET

TRAILER TOW PACKAGE

INTEGRATED TRAILER BRAKE CONT

MIRROR MAN FOLD W/POWER GLASS

20" SIX-SPOKE DARK ALLOY WHLS

360-DEGREE CAMERA PACKAGE

XLT SPORT APPEARANCE PACKAGE

FLEX FUEL VEHICLE

(MSRP)

5730.00

NO CHARGE

NO CHARGE

NO CHARGE

750.00

1090.00

1395.00

765.00

300.00

PRICE INFORMATION

BASE PRICE

12025.00

TOTAL OPTIONS/OTHER

55830.00

TOTAL VEHICLE & OPTIONS/OTHER

1695.00

DESTINATION & DELIVERY

57525.00

TOTAL BEFORE DISCOUNTS

-

2000.00

XLT HIGH CHRM OR SPRT

-

250.00

XLT/LAR COPILOT ASSIST

TOTAL SAVINGS

-

2250.00

EPA DOT

Fuel Economy and Environment

E85 Flexible-Fuel Vehicle Gasoline-Ethanol (E85)

Fuel Economy

19 MPG

16

22

5.3

combined city/hwy

city

highway

gallons per 100 miles

Standard Pickup Trucks range from 14 to 27 MPG. The best vehicle rates 141 MPGe. Values are based on gasoline and do not reflect performance and ratings based on E85.

You spend

\$3,250

more in fuel costs over 5 years

compared to the average new vehicle.

Driving Range

Gasoline: 513 miles

Ethanol (E85): 351 miles

Annual fuel cost

\$2,150

Fuel Economy & Greenhouse Gas Rating (tailpipe only)

3

1

10

Best

Smog Rating (tailpipe only)

5

1

10


Best

This vehicle emits 479 grams CO<sub>2</sub> per mile. The best emits 0 grams per mile (tailpipe only). Producing and distributing fuel also create emissions; learn more at fueleconomy.gov.

fueleconomy.gov

Calculate personalized estimates and compare vehicles

Smartphone QR Code™



GOVERNMENT 5-STAR SAFETY RATINGS

Overall Vehicle Score

Not Rated

Based on the combined ratings of frontal, side and rollover. Should ONLY be compared to other vehicles of similar size and weight.

Frontal Crash

Driver Passenger

Not Rated

Not Rated

Based on the risk of injury in a frontal impact. Should ONLY be compared to other vehicles of similar size and weight.

Side Crash

Front seat

Rear seat

Not Rated

Not Rated

Based on the risk of injury in a side impact.

Rollover

Not Rated


Based on the risk of rollover in a single-vehicle crash.

Star ratings range from 1 to 5 stars (★★★★★), with 5 being the highest.

Source: National Highway Traffic Safety Administration (NHTSA).

www.safercar.gov or 1-888-327-4236

1FTFW1E56MFB08306




WARNING:


Operating, servicing and maintaining a passenger vehicle, pickup truck, van, or off-road vehicle can expose you to chemicals including engine exhaust, carbon monoxide, phthalates, and lead, which are known to the State of California to cause cancer and birth defects or other reproductive harm. To minimize exposure, avoid breathing exhaust, do not idle the engine except as necessary, service your vehicle in a well-ventilated area and wear gloves or wash your hands frequently when servicing your vehicle. For more information go to www.P65Warnings.ca.gov/passenger-vehicle.

SCAN OR TEXT 1FMFB08306 TO 48028

Msg & Data rates may apply. Text HELP for help



www.ford.com/help/privacy-terms/

	RAMP ONE		TOTAL MSRP \$55,275.00
	CM59		
	RAMP TWO	RAIL	<div><div></div><div>Whether you decide to lease or finance your vehicle, you'll find the choices that are right for you. See your dealer for details or visit <a href="http://www.ford.com/finance">www.ford.com/finance</a>.</div></div> <div>FORD CREDIT</div>
		ITEM #: 48-G406 O/T 2	
	This label is affixed pursuant to the Federal Automobile Information Disclosure Act. Gasoline, License, and Title Fees, State and Local taxes are not included. Dealer installed options or accessories are not included unless listed above.		M431 D 6B A6 130 004971 03 02 21