



Go Further

ford.com

VEHICLE DESCRIPTION

F-150

2022 F-150 4X4 SUPERCREW  
145" WHEELBASE  
5.0L V8 ENGINE  
ELEC TEN-SPEED AUTO W/TOW M

EXTERIOR  
AGATE BLACK METALLIC

INTERIOR  
BLACK SPORT 40/CONSOLE/40

NK

E40011

STANDARD EQUIPMENT INCLUDED AT NO EXTRA CHARGE			
<b>EXTERIOR</b> <ul style="list-style-type: none"><li>• DAYTIME RUNNING LAMPS</li><li>• EASY FUEL® CAPLESS FILLER</li><li>• FOG LAMPS</li><li>• FULLY BOXED STEEL FRAME</li><li>• HEADLAMPS - AUTO HIGH BEAM</li><li>• HEADLAMPS - AUTOLAMP (ON/OFF)</li><li>• MANUAL FOLD POWER MIRRORS</li><li>• PICKUP BOX TIE DOWN HOOKS</li><li>• POWER TAILGATE LOCK</li><li>• REAR PRIVACY GLASS</li><li>• TRAILER SWAY CONTROL</li></ul>	<b>INTERIOR</b> <ul style="list-style-type: none"><li>• 1TOUCH UP/DOWN DR/PASS WIN</li><li>• 60/40 FOLD-UP REAR BENCH SEAT</li><li>• DOOR LOCKS - POWER</li><li>• DUAL VISOR VANITY MIRRORS</li><li>• ILLUMINATED ENTRY</li><li>• MESSAGE CTR: OUTSIDE TEMP, COMPASS, TRIP COMPUTER</li><li>• POWERPOINTS - 12V</li><li>• TILT/TELESCOPE STR COLUMN</li></ul>	<b>FUNCTIONAL</b> <ul style="list-style-type: none"><li>• AUTO HOLD</li><li>• BLIS W/CROSS-TRAFFIC ALERT</li><li>• DYNAMIC HITCH ASSIST</li><li>• ELECT 4X4 SHIFT-ON-FLY</li><li>• FORDPASS CONNECT™ 4G HOTSPOT TELEMATICS MODEM</li><li>• GAS-CHARGED SHOCKS</li><li>• LANE-KEEPING SYSTEM</li><li>• POST-COLLISION BRAKING</li><li>• PRE-COLLISION ASSIST W/AEB</li><li>• REVERSE BRAKE ASSIST</li><li>• REVERSE SENSING AND REAR VIEW CAMERA</li><li>• SELECTSHIFT®</li></ul>	<b>SAFETY/SECURITY</b> <ul style="list-style-type: none"><li>• ADVANCETRAC™ WITH RSC®</li><li>• AIRBAGS - FRONT SEAT MOUNTED SIDE IMPACT</li><li>• AIRBAGS - SAFETY CANOPY®</li><li>• CTR HIGH MOUNT STOP LAMP</li><li>• PERIMETER ALARM</li><li>• SOS POST-CRASH ALERT SYSTM</li><li>• TIRE PRESSURE MONIT SYS</li></ul>

INCLUDED ON THIS VEHICLE	(MSRP)	PRICE INFORMATION	(MSRP)
<b>EQUIPMENT GROUP 302A</b> <ul style="list-style-type: none"><li>•XLT SERIES</li><li>•ELECTRONIC AUTO TEMP CONTROL</li><li>•AM/FM STEREO</li><li>•SYNC 4 W/ENHANCED VOICE RECOG</li><li>•LED SIDE-MIRROR SPOTLIGHTS</li><li>•REMOTE START SYSTEM</li></ul>	5,955.00	BASE PRICE TOTAL OPTIONS/OTHER	\$47,975.00 11,655.00
<b>OPTIONAL EQUIPMENT/OTHER</b> 5.0L V8 ENGINE 3.31 ELECTRONIC LOCK RR AXLE 7050# GVWR PACKAGE FRONT LICENSE PLATE BRACKET 50 STATE EMISSIONS ONBOARD 400W OUTLET INTERIOR WORK SURFACE CNCTD NAV/SIRIUSXM REMOVAL AUTO START-STOP REMOVAL TRAILER TOW PACKAGE .INTEGRATED TRAILER BRAKE CONT MIRROR MAN FOLD W/POWER GLASS EXTENDED RANGE 36GAL FUEL TANK 360-DEGREE CAMERA PACKAGE XLT SPORT APPEARANCE PACKAGE .275/65R 18 BSW ALL-TERRAIN .18" 6-SPOKE GLOSS BLACK WHEEL FLEX FUEL VEHICLE	2,335.00 420.00  NO CHARGE NO CHARGE  195.00 - 200.00 - 50.00 1,325.00  445.00 765.00 465.00	TOTAL VEHICLE & OPTIONS/OTHER DESTINATION & DELIVERY	59,630.00 1,795.00
		<b>TOTAL BEFORE DISCOUNTS</b> <b>XLT HIGH CHRM OR SPRT</b>	<b>61,425.00</b> <b>- 2,000.00</b>
		<b>TOTAL SAVINGS</b>	<b>- 2,000.00</b>

	RAMP ONE	CONVOY	TOTAL MSRP \$59,425.00
	CC15		
	RAMP TWO	ITEM #:	Whether you decide to lease or finance your vehicle, you'll find the choices that are right for you. See your dealer for details or visit <a href="http://www.ford.com/finance">www.ford.com/finance</a> .
		41-0329 O/T 1	
	This label is affixed pursuant to the Federal Automobile Information Disclosure Act. Gasoline, License, and Title Fees, State and Local taxes are not included. Dealer installed options or accessories are not included unless listed above.		<b>SPECIAL ORDER</b> U234 N 6B X 255 000967 09 12 22

EPA DOT

Fuel Economy and Environment

E85

Flexible-Fuel Vehicle  
Gasoline-Ethanol (E85)

Fuel Economy

18

combined city/hwy

16

city

22

highway

5.6

gallons per 100 miles

Standard Pickup Trucks range from 12 to 70 MPG. The best vehicle rates 142 MPGe. Values are based on gasoline and do not reflect performance and ratings based on E85.

You spend

\$3,250

more in fuel costs over 5 years

compared to the average new vehicle.

Driving Range

Gasoline: 668 miles

Ethanol (E85): 519 miles

Annual fuel cost

\$1,950

Fuel Economy & Greenhouse Gas Rating (tailpipe only)

Smog Rating (tailpipe only)

1

3

10

Best

This vehicle emits 494 grams CO2 per mile. The best emits 0 grams per mile (tailpipe only). Producing and distributing fuel also create emissions; learn more at [fuelconomy.gov](http://fuelconomy.gov).

1


5




10

Best

Actual results will vary for many reasons, including driving conditions and how you drive and maintain your vehicle. The average new vehicle gets 27 MPG and costs \$6,500 to fuel over 5 years. Cost estimates are based on 15,000 miles per year at \$2.35 per gallon. This is a dual fueled automobile. MPGe is miles per gasoline gallon equivalent. Vehicle emissions are a significant cause of climate change and smog.

Smartphone QR Code™





**fuelconomy.gov**

Calculate personalized estimates and compare vehicles

GOVERNMENT 5-STAR SAFETY RATINGS

Overall Vehicle Score

★★★★★

Based on the combined ratings of frontal, side and rollover. Should ONLY be compared to other vehicles of similar size and weight.

Frontal Crash

Driver Passenger

★★★★★

Based on the risk of injury in a frontal impact. Should ONLY be compared to other vehicles of similar size and weight.

Side Crash

Front seat Rear seat

★★★★★

Based on the risk of injury in a side impact.


Rollover

★★★★

Based on the risk of rollover in a single-vehicle crash.

Star ratings range from 1 to 5 stars (★★★★★), with 5 being the highest. Source: National Highway Traffic Safety Administration (NHTSA). [www.safercar.gov](http://www.safercar.gov) or 1-888-327-4236

1FTFW1E52NKE40011



WARNING:

Operating, servicing and maintaining a passenger vehicle, pickup truck, van, or off-road vehicle can expose you to chemicals including engine exhaust, carbon monoxide, phthalates, and lead, which are known to the State of California to cause cancer and birth defects or other reproductive harm. To minimize exposure, avoid breathing exhaust, do not idle the engine except as necessary, service your vehicle in a well-ventilated area and wear gloves or wash your hands frequently when servicing your vehicle. For more information go to [www.P65Warnings.ca.gov/passenger-vehicle](http://www.P65Warnings.ca.gov/passenger-vehicle).

45 YEARS


BUILT Ford TOUGH

F-SERIES

AMERICA'S BEST SELLING TRUCKS\*

The FordPass™ Connect modem is active and sending vehicle data (e.g., diagnostics) to Ford.\*\* See in-vehicle settings for connectivity options.

\*Based on 1977–2021 CY total sales.  
\*\*FordPass Connect (optional on select vehicles), the FordPass App and complimentary Connected Service are required for remote features (see FordPass Terms for details). Connected service and features depend on compatible AT&T network availability. Evolving technology/cellular networks/vehicle capability may limit functionality and prevent operation of connected features. Connected service excludes Wi-Fi hotspot.




FORD PROTECT®

Insist on Ford Protect! The only extended service plan fully backed by Ford and honored at every Ford dealership in the U.S., Canada and Mexico. See your Ford dealer or visit [www.FordOwner.com](http://www.FordOwner.com).

SCAN OR TEXT 1FNKE40011 TO 48028

Msg & Data rates may apply. Text HELP for help



[www.ford.com/help/privacy-terms/](http://www.ford.com/help/privacy-terms/)