



Go Further

ford.com

VEHICLE DESCRIPTION

F-150

2022 F-150 4X4 SUPERCREW  
145" WHEELBASE  
5.0L V8 ENGINE  
ELEC TEN-SPEED AUTO W/TOW M

EXTERIOR  
AGATE BLACK METALLIC  
INTERIOR  
BLACK SPORT 40/CONSOLE/40

NK E47751

| STANDARD EQUIPMENT INCLUDED AT NO EXTRA CHARGE   |   |  |   |
|--|---|--|---|
| <b>EXTERIOR</b> <ul style="list-style-type: none"><li>• DAYTIME RUNNING LAMPS</li><li>• EASY FUEL® CAPLESS FILLER</li><li>• FOG LAMPS</li><li>• FULLY BOXED STEEL FRAME</li><li>• HEADLAMPS - AUTO HIGH BEAM</li><li>• HEADLAMPS - AUTOLAMP (ON/OFF)</li><li>• MANUAL FOLD POWER MIRRORS</li><li>• PICKUP BOX TIE DOWN HOOKS</li><li>• POWER TAILGATE LOCK</li><li>• REAR PRIVACY GLASS</li><li>• TRAILER SWAY CONTROL</li></ul> | <b>INTERIOR</b> <ul style="list-style-type: none"><li>• 1TOUCH UP/DOWN DR/PASS WIN</li><li>• 60/40 FOLD-UP REAR BENCH SEAT</li><li>• DOOR LOCKS - POWER</li><li>• DUAL VISOR VANITY MIRRORS</li><li>• ILLUMINATED ENTRY</li><li>• MESSAGE CTR: OUTSIDE TEMP, COMPASS, TRIP COMPUTER</li><li>• POWERPOINTS - 12V</li><li>• TILT/TELESCOPE STR COLUMN</li></ul> | <b>FUNCTIONAL</b> <ul style="list-style-type: none"><li>• AUTO HOLD</li><li>• BLIS W/CROSS-TRAFFIC ALERT</li><li>• DYNAMIC HITCH ASSIST</li><li>• ELECT 4X4 SHIFT-ON-FLY</li><li>• FORDPASS CONNECT™ 4G HOTSPOT TELEMATICS MODEM</li><li>• GAS-CHARGED SHOCKS</li><li>• LANE-KEEPING SYSTEM</li><li>• POST-COLLISION BRAKING</li><li>• PRE-COLLISION ASSIST W/AEB</li><li>• REVERSE BRAKE ASSIST</li><li>• REVERSE SENSING AND REAR VIEW CAMERA</li><li>• SELECTSHIFT®</li></ul> | <b>SAFETY/SECURITY</b> <ul style="list-style-type: none"><li>• ADVANCETRAC™ WITH RSC®</li><li>• AIRBAGS - FRONT SEAT MOUNTED SIDE IMPACT</li><li>• AIRBAGS - SAFETY CANOPY®</li><li>• CTR HIGH MOUNT STOP LAMP</li><li>• PERIMETER ALARM</li><li>• SOS POST-CRASH ALERT SYST™</li><li>• TIRE PRESSURE MONIT SYS</li></ul> |

| INCLUDED ON THIS VEHICLE  | (MSRP)   | (MSRP)  | (MSRP) |
|---|--|---|--------|
| <b>EQUIPMENT GROUP 302A</b> <ul style="list-style-type: none"><li>•XLT SERIES</li><li>•ELECTRONIC AUTO TEMP CONTROL</li><li>•AM/FM STEREO</li><li>•SYNC 4 W/ENHANCED VOICE RECOG</li><li>•LED SIDE-MIRROR SPOTLIGHTS</li><li>•REMOTE START SYSTEM</li></ul>   | 5,955.00   | <b>PRICE INFORMATION</b><br>BASE PRICE \$48,625.00<br>TOTAL OPTIONS/OTHER 18,695.00   |        |
| <b>OPTIONAL EQUIPMENT/OTHER</b><br>5.0L V8 ENGINE<br>275/60R20 BSW ALL-TERRAIN<br>3.73 ELECTRONIC LOCK RR AXLE<br>7050# GVWR PACKAGE<br>50 STATE EMISSIONS<br>TWIN PANEL MOONROOF<br>POWER-SLIDING REAR WINDOW<br>LINER-TRAY STYLE-NO CARPET MAT<br>ONBOARD 400W OUTLET<br>CNCTD NAV/SIRIUSXM REMOVAL<br>AUTO START-STOP REMOVAL<br>MAX TRAILER TOW PACKAGE<br>.INTEGRATED TRAILER BRAKE CONT<br>MIRROR MAN FOLD W/POWER GLASS<br>FX4 OFF-ROAD PACKAGE<br>.SKID PLATES<br>B&O SOUND SYSTEM, 8 SPKR<br>POWER-ADJUSTABLE PEDALS<br>20" SIX-SPOKE DARK ALLOY WHLS<br>EXTENDED RANGE 36GAL FUEL TANK<br>BED UTILITY PACKAGE<br>.BOXLINK | 2,335.00<br>NO CHARGE<br>NO CHARGE<br>NO CHARGE<br>1,495.00<br>350.00<br>NO CHARGE<br>- 200.00<br>- 50.00<br>2,215.00<br>1,095.00<br>610.00<br>170.00<br>1,495.00<br>NO CHARGE<br>695.00 | 765.00<br>465.00<br>180.00<br>525.00<br>595.00<br><b>TOTAL BEFORE DISCOUNTS 69,115.00</b><br><b>XLT HIGH CHRМ OR SPRT - 2,000.00</b><br><b>TOTAL SAVINGS - 2,000.00</b> |        |

|  |   |                          |   |
|--|---|--------------------------|---|
|  | RAMP ONE  |                          | TOTAL MSRP \$67,115.00                                    |
|  | CC58  | CONVOY                   |   |
|  | RAMP TWO  | ITEM #:<br>48-315A O/T X |   |
|  | This label is affixed pursuant to the Federal Automobile Information Disclosure Act. Gasoline, License, and Title Fees, State and Local taxes are not included. Dealer installed options or accessories are not included unless listed above. |                          | <b>SPECIAL ORDER</b><br>NG252 N RB 2X 260 000646 07 25 22 |


EPA DOT

Fuel Economy and Environment

E85

Flexible-Fuel Vehicle  
Gasoline-Ethanol (E85)

Fuel Economy



18

MPG

combined city/hwy

16

city

22

highway

5.6

gallons per 100 miles

Standard Pickup Trucks range from 12 to 70 MPG. The best vehicle rates 142 MPGe. Values are based on gasoline and do not reflect performance and ratings based on E85.

You spend

\$3,250

more in fuel costs over 5 years

compared to the average new vehicle.

Driving Range

Gasoline: 668 miles

Ethanol (E85): 519 miles

Annual fuel cost

\$1,950

Fuel Economy & Greenhouse Gas Rating (tailpipe only)

3

1 10

Best

This vehicle emits 494 grams CO2 per mile. The best emits 0 grams per mile (tailpipe only). Producing and distributing fuel also create emissions; learn more at fueleconomy.gov.

Smog Rating (tailpipe only)

5




1 10

Best

Actual results will vary for many reasons, including driving conditions and how you drive and maintain your vehicle. The average new vehicle gets 27 MPG and costs \$6,500 to fuel over 5 years. Cost estimates are based on 15,000 miles per year at \$2.35 per gallon. This is a dual fueled automobile. MPGe is miles per gasoline gallon equivalent. Vehicle emissions are a significant cause of climate change and smog.

fueleconomy.gov

Calculate personalized estimates and compare vehicles



GOVERNMENT 5-STAR SAFETY RATINGS

Overall Vehicle Score

★★★★★

Based on the combined ratings of frontal, side and rollover. Should ONLY be compared to other vehicles of similar size and weight.

Frontal Crash

Driver Passenger

★★★★★

Based on the risk of injury in a frontal impact. Should ONLY be compared to other vehicles of similar size and weight.

Side Crash

Front seat Rear seat

★★★★★

Based on the risk of injury in a side impact.


Rollover


★★★★

Based on the risk of rollover in a single-vehicle crash.

Star ratings range from 1 to 5 stars (★★★★★), with 5 being the highest.  
Source: National Highway Traffic Safety Administration (NHTSA).  
www.safercar.gov or 1-888-327-4236


1FTFW1E50NKE47751





**WARNING:** Operating, servicing and maintaining a passenger vehicle, pickup truck, v vehicle can expose you to chemicals including engine exhaust, carbon monoxide, phtl lead, which are known to the State of California to cause cancer and birth defects or other reproductive harm. To minimize exposure, avoid breathing exhaust, do not idle the engine except as necessary, service your vehicle in a well-ventilated area and wear gloves or wash your hands frequently when servicing your vehicle. For more information go to www.P65Warnings.ca.gov/passenger-vehicle.

rates may apply. Text HELP for help



www.ford.com/help/privacy-terms/

2202208014609