

Go Further

ford.com

VEHICLE DESCRIPTION

F-150

2021 F-150 4X4 SUPERCREW  
145" WHEELBASE  
5.0L V8 ENGINE  
ELEC TEN-SPEED AUTO W/TOW M

EXTERIOR  
ICONIC SILVER  
INTERIOR  
DARK SLATE CLOTH 40/20/40

MF A08976

STANDARD EQUIPMENT INCLUDED AT NO EXTRA CHARGE

EXTERIOR

- DAYTIME RUNNING LAMPS
- EASY FUEL® CAPLESS FILLER
- FOG LAMPS
- FULLY BOXED STEEL FRAME
- HEADLAMPS - AUTO HIGH BEAM
- HEADLAMPS - AUTOLAMP (ON/OFF)
- MANUAL FOLD POWER MIRRORS
- PICKUP BOX TIE DOWN HOOKS
- POWER TAILGATE LOCK
- REAR PRIVACY GLASS
- TRAILER SWAY CONTROL

INTERIOR

- 1TOUCH UP/DOWN DR/PASS WIN
- 60/40 FOLD-UP REAR BENCH SEAT
- DOOR LOCKS - POWER
- DUAL VISOR VANITY MIRRORS
- ILLUMINATED ENTRY
- MESSAGE CTR: OUTSIDE TEMP, COMPASS, TRIP COMPUTER
- POWERPOINTS - 12V
- TILT/TELESCOPE STR COLUMN

FUNCTIONAL

- AUTO HOLD
- AUTO START STOP TECH
- BLIS W/CROSS-TRAFFIC ALERT
- DYNAMIC HITCH ASSIST
- ELECT 4X4 SHIFT-ON-FLY
- FORDPASS CONNECT™ 4G HOTSPOT TELEMATICS MODEM
- GAS-CHARGED SHOCKS
- LANE-KEEPING SYSTEM
- POST-COLLISION BRAKING
- PRE-COLLISION ASSIST W/AEB
- REVERSE BRAKE ASSIST
- REVERSE SENSING AND REAR VIEW CAMERA
- SELECTSHIFT®

SAFETY/SECURITY

- ADVANCETRAC® WITH RSC®
- AIRBAGS - FRONT SEAT MOUNTED SIDE IMPACT
- AIRBAGS - SAFETY CANOPY®
- CTR HIGH MOUNT STOP LAMP
- PERIMETER ALARM
- SOS POST-CRASH ALERT SYST™
- TIRE PRESSURE MONIT SYS

INCLUDED ON THIS VEHICLE  
EQUIPMENT GROUP 301A

- XLT SERIES
- 8-WAY POWER DRIVERS SEAT
- ELECTRONIC AUTO TEMP CONTROL
- SIRIUS XM RADIO
- SYNC 4

OPTIONAL EQUIPMENT/OTHER

5.0L V8 ENGINE

3.31 RATIO REGULAR AXLE

7050# GVWR PACKAGE

FRONT LICENSE PLATE BRACKET

ENGINE BLOCK HEATER

50 STATE EMISSIONS

TRAILER TOW PACKAGE

.INTEGRATED TRAILER BRAKE CONT MIRROR MAN FOLD W/POWER GLASS

BOXLINK

LED BOX LIGHTING

XLT CHROME APPEARANCE PACKAGE

.275/65R18 OWL ALL-TERRAIN TIR

.CHROME STEP BARS

.18" CHROME-LIKE PVD WHEELS

FLEX FUEL VEHICLE

(MSRP)

2,060.00

1,995.00

NO CHARGE

NO CHARGE

90.00

NO CHARGE

1,090.00

80.00

125.00

1,695.00

PRICE INFORMATION

BASE PRICE

43,805.00

TOTAL OPTIONS/OTHER

7,135.00

TOTAL VEHICLE & OPTIONS/OTHER

50,940.00

DESTINATION & DELIVERY

1,695.00

TOTAL BEFORE DISCOUNTS

52,635.00

XLT MID DISCOUNT

- 1,000.00

XLT MID DISCT CRM/SPRT

- 750.00

TOTAL SAVINGS

- 1,750.00

EPA DOT

Fuel Economy and Environment

E85

Flexible-Fuel Vehicle  
Gasoline-Ethanol (E85)

Fuel Economy

19

MPG

combined city/hwy

16

city

22

highway

5.3

gallons per 100 miles

Standard Pickup Trucks range from 14 to 27 MPG. The best vehicle rates 141 MPGe. Values are based on gasoline and do not reflect performance and ratings based on E85.

You spend

\$3,250

more in fuel costs over 5 years compared to the average new vehicle.

Driving Range

Gasoline: 513 miles

Ethanol (E85): 351 miles

Annual fuel cost

\$2,150

Fuel Economy & Greenhouse Gas Rating (tailpipe only)

3

1

10

Best

Smog Rating (tailpipe only)

5

1

10

Best


This vehicle emits 479 grams CO<sub>2</sub> per mile. The best emits 0 grams per mile (tailpipe only). Producing and distributing fuel also create emissions; learn more at fueleconomy.gov.

Actual results will vary for many reasons, including driving conditions and how you drive and maintain your vehicle. The average new vehicle gets 27 MPG and costs \$7,500 to fuel over 5 years. Cost estimates are based on 15,000 miles per year at \$2.70 per gallon. This is a dual fueled automobile. MPGe is miles per gasoline gallon equivalent. Vehicle emissions are a significant cause of climate change and smog.

fueleconomy.gov

Calculate personalized estimates and compare vehicles

Smartphone QR Code™



GOVERNMENT 5-STAR SAFETY RATINGS

Overall Vehicle Score

Not Rated

Based on the combined ratings of frontal, side and rollover. Should ONLY be compared to other vehicles of similar size and weight.

Frontal Crash

Driver Passenger

Not Rated

Not Rated

Based on the risk of injury in a frontal impact. Should ONLY be compared to other vehicles of similar size and weight.

Side Crash

Front seat

Rear seat

Not Rated

Not Rated

Based on the risk of injury in a side impact.


Rollover

Not Rated

Based on the risk of rollover in a single-vehicle crash.


Star ratings range from 1 to 5 stars (★★★★★), with 5 being the highest. Source: National Highway Traffic Safety Administration (NHTSA). www.safercar.gov or 1-888-327-4236

1FTFW1E50MFA08976



WARNING: Operating, servicing and maintaining a passenger vehicle, pickup truck, v vehicle can expose you to chemicals including engine exhaust, carbon monoxide, phtl lead, which are known to the State of California to cause cancer and birth defects or other reproductive harm. To minimize exposure, avoid breathing exhaust, do not idle the engine except as necessary, service your vehicle in a well-ventilated area and wear gloves or wash your hands frequently when servicing your vehicle. For more information go to www.P65Warnings.ca.gov/passenger-vehicle.

rates may apply. Text HELP for help



www.ford.com/help/privacy-terms/

For equipped vehicles, The FordPass Connect™ modem is active and sending vehicle data (e.g., diagnostics) to Ford. See In-vehicle Settings for connectivity options.

FordPass Connect service™ and FordPass App™ required for certain remote features (see App Terms for more information). Connected service and related feature functionality is subject to compatible AT&T-network availability. Evolving technology / cellular networks may affect functionality and availability, or continued provision of some features, prohibiting them from functioning. Message and data rates may apply. See your local Ford website for our privacy policy.