


INCLUDED ON THIS VEHICLE	(MSRP)		(MSRP)	
<u>EQUIPMENT GROUP 301A</u>	695.00		<u>PRICE INFORMATION</u>	
•XLT SERIES			BASE PRICE	\$45,695.00
•8-WAY POWER DRIVERS SEAT			TOTAL OPTIONS/OTHER	2,915.00
•DUAL ZONE AUTO TEMP CONTROL				
<u>OPTIONAL EQUIPMENT/OTHER</u>			TOTAL VEHICLE & OPTIONS/OTHER	48,610.00
.EXTENDED RANGE 36GAL FUEL TAN	2,220.00		DESTINATION & DELIVERY	2,595.00
3.5L V6 ECOBOOST				
265/60R18 BSW ALL-SEASON				
3.31 RATIO REGULAR AXLE	NO CHARGE			
6900# GVWR PACKAGE				
CALIFORNIA XLT VALUE PKG				
FRONT LICENSE PLATE BRACKET	NO CHARGE			
18X8.5 PAINTED ALUM WHL				
CONN PKG: 1 YR INCL W/FORD APP				

	RAMP ONE		TOTAL MSRP \$51,205.00 Scan The QR Code to get more details about this vehicle 
	CW24		
	RAMP TWO	CONVOY	
		ITEM #:	
		71-Z24O O/T 2	
	This label is affixed pursuant to the Federal Automobile Information Disclosure Act. Gasoline, License, and Title Fees, State and Local taxes are not included. Dealer installed options or accessories are not included unless listed above.		TA052 R RB 2X 625 010259 01 05 26

EPA
DOT

Fuel Economy and Environment

Gasoline Vehicle

Fuel Economy

20 MPG

combined city/hwy

17

city

25

highway

5.0

gallons per 100 miles

Standard Pickup Trucks range from 12 to 87 MPG. The best vehicle rates 146 MPGe.

You spend

\$4,000

more in fuel costs over 5 years compared to the average new vehicle.

Annual fuel cost

\$2,500

Fuel Economy & Greenhouse Gas Rating (tailpipe only)

Smog Rating (tailpipe only)

4

110Best

This vehicle emits 445 grams CO₂ per mile. The best emits 0 grams per mile (tailpipe only). Producing and distributing fuel also create emissions; learn more at [fuelconomy.gov](#).

5

110Best

Actual results will vary for many reasons, including driving conditions and how you drive and maintain your vehicle. The average new vehicle gets 29 MPG and costs \$8,500 to fuel over 5 years. Cost estimates are based on 15,000 miles per year at \$3.30 per gallon. MPGe is miles per gasoline gallon equivalent. Vehicle emissions are a significant cause of climate change and smog.


fueleconomygov

Calculate personalized estimates and compare vehicles

Smartphone QR Code™

GOVERNMENT 5-STAR SAFETY RATINGS

Overall Vehicle Score




Based on the combined ratings of frontal, side and rollover.

Should ONLY be compared to other vehicles of similar size and weight.

Frontal Crash

Driver
Passenger




Based on the risk of injury in a frontal impact.

Should ONLY be compared to other vehicles of similar size and weight.


Side Crash

Front seat
Rear seat



Based on the risk of injury in a side impact.

Rollover



Based on the risk of rollover in a single-vehicle crash.

Star ratings range from 1 to 5 stars (★★★★★), with 5 being the highest.

Source: National Highway Traffic Safety Administration (NHTSA).

www.safercar.gov or 1-888-327-4236



48 YEARS BUILT TOUGH
F-SERIES®
AMERICA'S BEST SELLING TRUCKS

The FordPass™ Connect modem is active and sending vehicle data (e.g., diagnostics) to Ford. See in-vehicle settings for connectivity options.**

***Based on 1977–2024 CY total sales.**
****FordPass Connect (optional on select vehicles), the FordPass App and complimentary Connected Service are required for remote features (see FordPass Terms for details). Connected service and features depend on compatible AT&T network availability. Evolving technology/cellular networks/vehicle capability may limit functionality and prevent operation of connected features. Connected service excludes Wi-Fi hotspot.**

 **Protect®**

Insist on Ford Protect! The only extended service plan fully backed by Ford and honored at every Ford dealership in the U.S., Canada and Mexico. See your Ford dealer or visit www.FordOwner.com.



Get Prequalified now at
www.ford.com/finance