

EPA
DOT

Fuel Economy and Environment

Gasoline Vehicle

Annual fuel cost

\$2,600

Fuel Economy & Greenhouse Gas Rating (tailpipe only)

1 4 10 Best

This vehicle emits 452 grams CO₂ per mile. The best emits 0 grams per mile (tailpipe only). Producing and distributing fuel also create emissions; learn more at fuelconomy.gov.




Smog Rating (tailpipe only)

1 6 10 Best


Actual results will vary for many reasons, including driving conditions and how you drive and maintain your vehicle. The average new vehicle gets 28 MPG and costs \$9,500 to fuel over 5 years. Cost estimates are based on 15,000 miles per year at \$3.50 per gallon. MPGe is miles per gasoline gallon equivalent. Vehicle emissions are a significant cause of climate change and smog.

fueleconomy.gov

Calculate personalized estimates and compare vehicles



Smartphone
QR Code™



47
YEARS

BUILT
Ford
TOUGH

F-SERIES®

**AMERICA'S BEST
SELLING TRUCKS**

The FordPass™ Connect modem is active and sending vehicle data (e.g., diagnostics) to Ford. See in-vehicle settings for connectivity options.**

****FordPass Connect (optional on select vehicles), the FordPass App and complimentary Connected Service are required for remote features (see FordPass Terms for details). Connected service and features depend on compatible AT&T network availability. Evolving technology/cellular networks/vehicle capability may limit functionality and prevent operation of connected features. Connected service excludes Wi-Fi hotspot.**

Year	2010	2011	2012	2013	2014	2015	2016	2017	2018	2019	2020	2021	2022	2023	2024	2025	2026	2027	2028	2029	2030	2031	2032	2033	2034	2035	2036	2037	2038	2039	2040	2041	2042	2043	2044	2045	2046	2047	2048	2049	2050	2051	2052	2053	2054	2055	2056	2057	2058	2059	2060	2061	2062	2063	2064	2065	2066	2067	2068	2069	2070	2071	2072	2073	2074	2075	2076	2077	2078	2079	2080	2081	2082	2083	2084	2085	2086	2087	2088	2089	2090	2091	2092	2093	2094	2095	2096	2097	2098	2099	2100																																																																																																																																																																																																																																	
Population	7.9	8.1	8.3	8.5	8.7	8.9	9.1	9.3	9.5	9.7	9.9	10.1	10.3	10.5	10.7	10.9	11.1	11.3	11.5	11.7	11.9	12.1	12.3	12.5	12.7	12.9	13.1	13.3	13.5	13.7	13.9	14.1	14.3	14.5	14.7	14.9	15.1	15.3	15.5	15.7	15.9	16.1	16.3	16.5	16.7	16.9	17.1	17.3	17.5	17.7	17.9	18.1	18.3	18.5	18.7	18.9	19.1	19.3	19.5	19.7	19.9	20.1	20.3	20.5	20.7	20.9	21.1	21.3	21.5	21.7	21.9	22.1	22.3	22.5	22.7	22.9	23.1	23.3	23.5	23.7	23.9	24.1	24.3	24.5	24.7	24.9	25.1	25.3	25.5	25.7	25.9	26.1	26.3	26.5	26.7	26.9	27.1	27.3	27.5	27.7	27.9	28.1	28.3	28.5	28.7	28.9	29.1	29.3	29.5	29.7	29.9	30.1	30.3	30.5	30.7	30.9	31.1	31.3	31.5	31.7	31.9	32.1	32.3	32.5	32.7	32.9	33.1	33.3	33.5	33.7	33.9	34.1	34.3	34.5	34.7	34.9	35.1	35.3	35.5	35.7	35.9	36.1	36.3	36.5	36.7	36.9	37.1	37.3	37.5	37.7	37.9	38.1	38.3	38.5	38.7	38.9	39.1	39.3	39.5	39.7	39.9	40.1	40.3	40.5	40.7	40.9	41.1	41.3	41.5	41.7	41.9	42.1	42.3	42.5	42.7	42.9	43.1	43.3	43.5	43.7	43.9	44.1	44.3	44.5	44.7	44.9	45.1	45.3	45.5	45.7	45.9	46.1	46.3	46.5	46.7	46.9	47.1	47.3	47.5	47.7	47.9	48.1	48.3	48.5	48.7	48.9	49.1	49.3	49.5	49.7	49.9	50.1	50.3	50.5	50.7	50.9	51.1	51.3	51.5	51.7	51.9	52.1	52.3	52.5	52.7	52.9	53.1	53.3	53.5	53.7	53.9	54.1	54.3	54.5	54.7	54.9	55.1	55.3	55.5	55.7	55.9	56.1	56.3	56.5	56.7	56.9	57.1	57.3	57.5	57.7	57.9	58.1	58.3	58.5	58.7	58.9	59.1	59.3	59.5	59.7	59.9	60.1	60.3	60.5	60.7	60.9	61.1	61.3	61.5	61.7	61.9	62.1	62.3	62.5	62.7	62.9	63.1	63.3	63.5	63.7	63.9	64.1	64.3	64.5	64.7	64.9	65.1	65.3	65.5	65.7	65.9	66.1	66.3	66.5	66.7	66.9	67.1	67.3	67.5	67.7	67.9	68.1	68.3	68.5	68.7	68.9	69.1	69.3	69.5	69.7	69.9	70.1	70.3	70.5	70.7	70.9</

productive harm.
service your
ing your vehicle.

rates may
apply.
Text HELP
for help



www.ford.com/help/privacy-terms/

(MSRP)

INCLUDED ON THIS VEHICLE

EQUIPMENT GROUP 301A

•XLT SERIES
•8-WAY POWER DRIVERS SEAT
•DUAL ZONE AUTO TEMP CONTROL

OPTIONAL EQUIPMENT/OTHER

.18" CHROME-LIKE PVD WHEELS
.EXTENDED RANGE 36GAL FUEL TAN
3.5L V6 ECOBOOST
.265/60R18 BSW ALL-SEASON
3.55 ELECTRONIC LOCK RR AXLE
6900# GVWR PACKAGE
6" BRIGHT ANODIZED STEP BAR
50 STATE EMISSIONS
MOBILE OFFICE PACKAGE
TOW/Haul PACKAGE
.INTEGRATED TRAILER BRAKE CONT
MIRROR MAN TEL/FLD W/PWR GLASS
LED SIDE-MIRROR SPOTLIGHTS
BED UTILITY PACKAGE
.TAILGATE STEP AND WORK SURFAC

1,585.00

1,660.00

NO CHARGE

NO CHARGE

1,045.00

785.00

395.00

175.00

635.00

Ford

Tough

PRICE INFORMATION

BASE PRICE
TOTAL OPTIONS/OTHER

TOTAL VEHICLE & OPTIONS/OTHER
DESTINATION & DELIVERY

\$45,595.00
6,280.00

51,875.00
1,995.00

1FTEX3K89SKD44407

WARNING: Operating, servicing and maintaining a passenger vehicle, pickup truck, or SUV can expose you to chemicals including engine exhaust, carbon monoxide, oil, and lead, which are known to the State of California to cause cancer and birth defects or other reproductive harm. To minimize exposure, avoid breathing exhaust, do not idle the engine except as necessary, service your vehicle in a well-ventilated area and wear gloves or wash your hands frequently when servicing your vehicle. For more information go to www.P65Warnings.ca.gov/passenger-vehicle.