

**EPA**  
**DOT**

**Fuel Economy and Environment**

**Gasoline Vehicle**

**Annual fuel cost**

**\$2,650**

**Fuel Economy & Greenhouse Gas Rating** (tailpipe only)

1 4 10 Best

This vehicle emits 444 grams CO<sub>2</sub> per mile. The best emits 0 grams per mile (tailpipe only). Producing and distributing fuel also create emissions; learn more at [fuelconomy.gov](http://fuelconomy.gov).




**Smog Rating** (tailpipe only)

1 6 10 Best


Actual results will vary for many reasons, including driving conditions and how you drive and maintain your vehicle. The average new vehicle gets 28 MPG and costs \$9,500 to fuel over 5 years. Cost estimates are based on 15,000 miles per year at \$3.50 per gallon. MPGe is miles per gasoline gallon equivalent. Vehicle emissions are a significant cause of climate change and smog.

**fueleconomy.gov**

Calculate personalized estimates and compare vehicles



Smartphone  
QR Code™



GOVERNMENT 5-STAR SAFETY RATINGS

Overall Vehicle Score

★★★★★

Based on the combined ratings of frontal, side and rollover.  
Should ONLY be compared to other vehicles of similar size and weight.

Frontal Crash

Driver Passenger

★★★★★

Based on the risk of injury in a frontal impact.  
Should ONLY be compared to other vehicles of similar size and weight.

Side Crash

Front seat Rear seat

★★★★★

Based on the risk of injury in a side impact.

Rollover

★★★★

Based on the risk of rollover in a single-vehicle crash.

Star ratings range from 1 to 5 stars (★★★★★), with 5 being the highest.  
Source: National Highway Traffic Safety Administration (NHTSA).  
www.safercar.gov or 1-888-327-4236

47 YEARS

BUILT Ford TOUGH

F-SERIES®

AMERICA'S BEST SELLING TRUCKS


The FordPass™ Connect modem is active and sending vehicle data (e.g., diagnostics) to Ford.\*\* See in-vehicle settings for connectivity options.

\*Based on 1977–2023 CY total sales.

\*\*FordPass Connect (optional on select vehicles), the FordPass App and complimentary Connected Service are required for remote features (see FordPass Terms for details). Connected service and features depend on compatible AT&T network availability. Evolving technology/cellular networks/vehicle capability may limit functionality and prevent operation of connected features. Connected service excludes WI-FI hotspot.

**WARNING:** Operating, servicing and maintaining a passenger vehicle, pickup truck, or SUV can expose you to chemicals including engine exhaust, carbon monoxide, oil, and lead, which are known to the State of California to cause cancer and birth defects or other reproductive harm. To minimize exposure, avoid breathing exhaust, do not idle the engine except as necessary, service your vehicle in a well-ventilated area and wear gloves or wash your hands frequently when servicing your vehicle. For more information go to [www.P65Warnings.ca.gov/passenger-vehicle](http://www.P65Warnings.ca.gov/passenger-vehicle).

rates may apply.  
Text HELP  
for help



[www.ford.com/help/privacy-terms/](http://www.ford.com/help/privacy-terms/)

<b>INCLUDED ON THIS VEHICLE</b>		
<b>EQUIPMENT GROUP 200A</b>		
•STX SERIES		
•275/60R20 BSW ALL-TERRAIN		
•LED FOG LAMPS		
<b>OPTIONAL EQUIPMENT/OTHER</b>		
.EXTENDED RANGE 36GAL FUEL TAN		
.275/60R20 BSW ALL-TERRAIN		
3.55 RATIO REGULAR AXLE		
6550# GVWR PACKAGE		
50 STATE EMISSIONS		
20" DARK GRAY W/MACH ALUM WHLS		

**2202501082828**