


INCLUDED ON THIS VEHICLE		(MSRP)
<u>EQUIPMENT GROUP 200A</u>		
•STX SERIES		
•LED FOG LAMPS		
<u>OPTIONAL EQUIPMENT/OTHER</u>		
.EXTENDED RANGE 36GAL FUEL TAN		
275/60R20 BSW ALL-TERRAIN		
3.55 RATIO REGULAR AXLE	NO CHARGE	
6650# GVWR PACKAGE		
STX BLACK APPEARANCE PACKAGE	1,585.00	
.20" GLOSS BLACK WHEELS		
50 STATE EMISSIONS	NO CHARGE	
<u>PRICE INFORMATION</u>		
BASE PRICE		\$51,130.00
TOTAL OPTIONS/OTHER		3,120.00
TOTAL VEHICLE & OPTIONS/OTHER		54,250.00
DESTINATION & DELIVERY		1,995.00
TOTAL BEFORE DISCOUNTS		56,245.00
STX MID DISCOUNT	-	2,000.00
STX 2.7L DISCOUNT	-	1,000.00
TOTAL SAVINGS	-	3,000.00

	RAMP ONE		TOTAL MSRP \$53,245.00
	CF15	CONVOY	
	RAMP TWO	ITEM #: 23-Z200 O/T 2	 Whether you decide to lease or finance your vehicle, you'll find the choices that are right for you. See your dealer for details or visit www.ford.com/finance .
	This label is affixed pursuant to the Federal Automobile Information Disclosure Act. Gasoline, License, and Title Fees, State and Local taxes are not included. Dealer installed options or accessories are not included unless listed above.		SA082 N RB 2X 545 000652 01 08 25

EPA
DOT

Fuel Economy and Environment

Fuel Economy

20 MPG
combined city/hwy

18 MPG
city

23 MPG
highway

Standard Pickup Trucks range from 12 to 84 MPG. The best vehicle rates 140 MPGe.

You spend
\$3,750
more in fuel costs over 5 years
compared to the average new vehicle.

Annual fuel cost
\$2,650

Fuel Economy & Greenhouse Gas Rating (tailpipe only)

4

110Best

This vehicle emits 444 grams CO₂ per mile. The best emits 0 grams per mile (tailpipe only). Producing and distributing fuel also create emissions; learn more at [fuelconomy.gov](#).

Smog Rating (tailpipe only)

6

110Best


Actual results will vary for many reasons, including driving conditions and how you drive and maintain your vehicle. The average new vehicle gets 28 MPG and costs \$9,500 to fuel over 5 years. Cost estimates are based on 15,000 miles per year at \$3.50 per gallon. MPGe is miles per gasoline gallon equivalent. Vehicle emissions are a significant cause of climate change and smog.

fueleconomygov
Calculate personalized estimates and compare vehicles

Smartphone QR Code™

GOVERNMENT 5-STAR SAFETY RATINGS


Overall Vehicle Score



Based on the combined ratings of frontal, side and rollover.
Should ONLY be compared to other vehicles of similar size and weight.

Frontal Crash


Driver
Passenger



Based on the risk of injury in a frontal impact.
Should ONLY be compared to other vehicles of similar size and weight.


Side Crash

Front seat
Rear seat



Based on the risk of injury in a side impact.

Rollover



Based on the risk of rollover in a single-vehicle crash.

Star ratings range from 1 to 5 stars (★★★★★), with 5 being the highest.

Source: National Highway Traffic Safety Administration (NHTSA).

www.safercar.gov or 1-888-327-4236

1FTEW2LP9SKD32731

WARNING: Operating, servicing and maintaining a passenger vehicle, pickup truck, v
vehicle can expose you to chemicals including engine exhaust, carbon monoxide, phl
lead, which are known to the State of California to cause cancer and birth defects or other reproductive harm.
To minimize exposure, avoid breathing exhaust, do not idle the engine except as necessary, service your
vehicle in a well-ventilated area and wear gloves or wash your hands frequently when servicing your vehicle.
For more information go to www.P65Warnings.ca.gov/passenger-vehicle.