


	<div>RAMP ONE</div> <div>CATB</div>		<div>TOTAL MSRP</div> <div>\$54,450.00</div>
	<div>RAMP TWO</div> <div>CONVOY</div> <div>ITEM #:</div> <div>52-W06N O/T 2</div>		<p>Whether you decide to lease or finance your vehicle, you'll find the choices that are right for you. See your dealer for details or visit <a href="http://www.ford.com/finance">www.ford.com/finance</a>.</p>
	<p>This label is affixed pursuant to the Federal Automobile Information Disclosure Act. Gasoline, License, and Title Fees, State and Local taxes are not included. Dealer installed options or accessories are not included unless listed above.</p>		<div>RM132 N RB 2X 535 001337 12 13 24</div>

EPA  
DOT

Fuel Economy and Environment

Gasoline Vehicle

Fuel Economy

20MPG

combined city/hwy

18

city

23

highway

Standard Pickup Trucks range from 12 to 84 MPG. The best vehicle rates 140 MPGe.

You spend

\$3,750

more in fuel costs over 5 years compared to the average new vehicle.

Annual fuel cost

\$2,650

gallons per 100 miles

Fuel Economy & Greenhouse Gas Rating (tailpipe only)

Smog Rating (tailpipe only)

1

4

10

Best

1

6

10

Best

This vehicle emits 444 grams CO<sub>2</sub> per mile. The best emits 0 grams per mile (tailpipe only). Producing and distributing fuel also create emissions; learn more at [fuelconomy.gov](#).

Actual results will vary for many reasons, including driving conditions and how you drive and maintain your vehicle. The average new vehicle gets 28 MPG and costs \$9,500 to fuel over 5 years. Cost estimates are based on 15,000 miles per year at \$3.50 per gallon. MPGe is miles per gasoline gallon equivalent. Vehicle emissions are a significant cause of climate change and smog.

fueleconomygov

Calculate personalized estimates and compare vehicles

Smartphone QR Code™

## GOVERNMENT 5-STAR SAFETY RATINGS

### Overall Vehicle Score

Based on the combined ratings of frontal, side and rollover.  
Should ONLY be compared to other vehicles of similar size and weight.

### Frontal Crash

Driver  
Passenger

Based on the risk of injury in a frontal impact.  
Should ONLY be compared to other vehicles of similar size and weight.

### Side Crash

Front seat  
Rear seat

Based on the risk of injury in a side impact.

### Rollover

Based on the risk of rollover in a single-vehicle crash.

Star ratings range from 1 to 5 stars (★★★★★), with 5 being the highest.

Source: National Highway Traffic Safety Administration (NHTSA).

[www.safercar.gov](http://www.safercar.gov) or 1-888-327-4236




**47 YEARS BUILT TOUGH**  
**F-SERIES®**  
**AMERICA'S BEST SELLING TRUCKS**

---


**The FordPass™ Connect modem is active and sending vehicle data (e.g., diagnostics) to Ford.\*\* See in-vehicle settings for connectivity options.**

---

\*Based on 1977–2023 CY total sales.  
 \*\*FordPass Connect (optional on select vehicles), the FordPass App and complimentary Connected Service are required for remote features (see FordPass Terms for details). Connected service and features depend on compatible AT&T network availability. Evolving technology/cellular networks/vehicle capability may limit functionality and prevent operation of connected features. Connected service excludes Wi-Fi hotspot.



**1FTEW2LP5SKD13657**



**WARNING:** Operating, servicing and maintaining a passenger vehicle, pickup truck, or vehicle can expose you to chemicals including engine exhaust, carbon monoxide, and lead, which are known to the State of California to cause cancer and birth defects or other reproductive harm. To minimize exposure, avoid breathing exhaust, do not idle the engine except as necessary, and work in a well-ventilated area and wear gloves or wash your hands frequently when servicing the vehicle. For more information go to [www.P65Warnings.ca.gov/passenger-vehicle](http://www.P65Warnings.ca.gov/passenger-vehicle).