




INCLUDED ON THIS VEHICLE	(MSRP)		
<u>EQUIPMENT GROUP 201A</u>	3,715.00		
•STX SERIES			
•18" BLACK PAINTED ALUMINUM WH			
•SKID PLATES			
•LINER-TRAY STYLE-NO CARPET MA			
•LED FOG LAMPS			
<u>OPTIONAL EQUIPMENT/OTHER</u>			
2025 MODEL YEAR			
ATLAS BLUE METALLIC	395.00		
.EXTENDED RANGE 36GAL FUEL TAN			
.LT265/70R18C BSW ALL-TERRAIN			
3.55 ELECTRONIC LOCK RR AXLE			
6650# GVWR PACKAGE			
FRONT LICENSE PLATE BRACKET	NO CHARGE		
50 STATE EMISSIONS	NO CHARGE		
BEDLINER-PLASTIC DROP-IN *ACCY	380.00		

<u>PRICE INFORMATION</u>	
BASE PRICE	\$51,230.00
TOTAL OPTIONS/OTHER	4,490.00
TOTAL VEHICLE & OPTIONS/OTHER	55,720.00
DESTINATION & DELIVERY	2,595.00
TOTAL BEFORE DISCOUNTS	58,315.00
STX FX4 DISCOUNT	- 2,000.00
STX 2.7L DISCOUNT	- 1,000.00
TOTAL SAVINGS	- 3,000.00

	RAMP ONE		TOTAL MSRP \$55,315.00 Scan The QR Code to get more details about this vehicle 
	CU41	CONVOY	
	RAMP TWO	ITEM #: 13-M101 O/T 2	
	This label is affixed pursuant to the Federal Automobile Information Disclosure Act. Gasoline, License, and Title Fees, State and Local taxes are not included. Dealer installed options or accessories are not included unless listed above.		SJ101 N RB 2X 570 008609 09 10 25

EPA DOT

Fuel Economy and Environment

Gasoline Vehicle

Fuel Economy

20

combined city/hwy

18

city

23

highway

5.0

gallons per 100 miles

MPG

Standard Pickup Trucks range from 12 to 87 MPG. The best vehicle rates 140 MPGe.

You spend

\$3,500

more in fuel costs over 5 years compared to the average new vehicle.

Annual fuel cost

\$2,600

Fuel Economy & Greenhouse Gas Rating (tailpipe only)

4

110

Best

This vehicle emits 444 grams CO₂ per mile. The best emits 0 grams per mile (tailpipe only). Producing and distributing fuel also create emissions; learn more at [fuelconomy.gov](#).

Smog Rating (tailpipe only)

6

110

Best

Actual results will vary for many reasons, including driving conditions and how you drive and maintain your vehicle. The average new vehicle gets 28 MPG and costs \$9,500 to fuel over 5 years. Cost estimates are based on 15,000 miles per year at \$3.50 per gallon. MPGe is miles per gasoline gallon equivalent. Vehicle emissions are a significant cause of climate change and smog.

fueleconomy.gov

Calculate personalized estimates and compare vehicles

Smartphone QR Code™

GOVERNMENT 5-STAR SAFETY RATINGS

Overall Vehicle Score



Based on the combined ratings of frontal, side and rollover.
Should ONLY be compared to other vehicles of similar size and weight.

Frontal Crash

Driver
Passenger



Based on the risk of injury in a frontal impact.
Should ONLY be compared to other vehicles of similar size and weight.

Side Crash

Front seat
Rear seat



Based on the risk of injury in a side impact.

Rollover



Based on the risk of rollover in a single-vehicle crash.

Star ratings range from 1 to 5 stars (★★★★★), with 5 being the highest.

Source: National Highway Traffic Safety Administration (NHTSA).

www.safercar.gov or 1-888-327-4236



48 YEARS BUILT TOUGH
F-SERIES®
AMERICA'S BEST SELLING TRUCKS

The FordPass™ Connect modem is active and sending vehicle data (e.g., diagnostics) to Ford. See in-vehicle settings for connectivity options.**

***Based on 1977–2024 CY total sales.**
****FordPass Connect (optional on select vehicles), the FordPass App and complimentary Connected Service are required for remote features (see FordPass Terms for details). Connected service and features depend on compatible AT&T network availability. Evolving technology/cellular networks/vehicle capability may limit functionality and prevent operation of connected features. Connected service excludes Wi-Fi hotspot.**

 **Protect[®]**

Insist on Ford Protect! The only extended service plan fully backed by Ford and honored at every Ford dealership in the U.S., Canada and Mexico. See your Ford dealer or visit www.FordOwner.com.



Get Prequalified now at
www.ford.com/finance