




<b>INCLUDED ON THIS VEHICLE</b>		<b>(MSRP)</b>	
<b><u>EQUIPMENT GROUP 200A</u></b>			
•STX SERIES			
•275/60R20 BSW ALL-SEASON			
•LED FOG LAMPS			
<b><u>OPTIONAL EQUIPMENT/OTHER</u></b>			
.EXTENDED RANGE 36GAL FUEL TAN			
.275/60R20 BSW ALL-SEASON			
3.55 RATIO REGULAR AXLE			
6426# GVWR PACKAGE	NO CHARGE		
FRONT LICENSE PLATE BRACKET	NO CHARGE		
50 STATE EMISSIONS	NO CHARGE		
20" DARK GRAY W/MACH ALUM WHLS			
			
			
		<b><u>PRICE INFORMATION</u></b>	
		BASE PRICE	\$47,350.00
		TOTAL OPTIONS/OTHER	1,535.00
		TOTAL VEHICLE & OPTIONS/OTHER	48,885.00
		DESTINATION & DELIVERY	1,995.00
		<b>TOTAL BEFORE DISCOUNTS</b>	<b>50,880.00</b>
		<b>STX MID DISCOUNT</b>	<b>- 2,000.00</b>
		<b>STX 2.7L DISCOUNT</b>	<b>- 1,000.00</b>
		<b>TOTAL SAVINGS</b>	<b>- 3,000.00</b>

	RAMP ONE		<b>TOTAL MSRP</b> <b>\$47,880.00</b>
	CA14	CONVOY	
	RAMP TWO	ITEM #:	 Whether you decide to lease or finance your vehicle, you'll find the choices that are right for you. See your dealer for details or visit <a href="http://www.ford.com/finance">www.ford.com/finance</a> .
		24-2337 O/T 2	
	This label is affixed pursuant to the Federal Automobile Information Disclosure Act. Gasoline, License, and Title Fees, State and Local taxes are not included. Dealer installed options or accessories are not included unless listed above.		<b>SE081 N RB 2X 560 002938 05 08 25</b>

EPA  
DOT

Fuel Economy and Environment

Gasoline Vehicle

Fuel Economy

21 MPG

combined city/hwy

19

city

25

highway

4.8 gallons per 100 miles

Standard Pickup Trucks range from 12 to 87 MPG. The best vehicle rates 140 MPGe.

You spend

\$3,000

more in fuel costs over 5 years compared to the average new vehicle.

Annual fuel cost

\$2,500

Fuel Economy & Greenhouse Gas Rating (tailpipe only)

Smog Rating (tailpipe only)

4

110Best

6

110Best

This vehicle emits 425 grams CO<sub>2</sub> per mile. The best emits 0 grams per mile (tailpipe only). Producing and distributing fuel also create emissions; learn more at [fuelconomy.gov](#).

Actual results will vary for many reasons, including driving conditions and how you drive and maintain your vehicle. The average new vehicle gets 28 MPG and costs \$9,500 to fuel over 5 years. Cost estimates are based on 15,000 miles per year at \$3.50 per gallon. MPGe is miles per gasoline gallon equivalent. Vehicle emissions are a significant cause of climate change and smog.

fueleconomygov

Calculate personalized estimates and compare vehicles

Smartphone QR Code™

## GOVERNMENT 5-STAR SAFETY RATINGS

### Overall Vehicle Score

A row of five solid black stars, indicating a 5-star rating.

Based on the combined ratings of frontal, side and rollover.  
Should ONLY be compared to other vehicles of similar size and weight.

### Frontal Crash

Driver  
Passenger

Two rows of five solid black stars each, indicating a 5-star rating for both Driver and Passenger.

Based on the risk of injury in a frontal impact.  
Should ONLY be compared to other vehicles of similar size and weight.

### Side Crash

Front seat  
Rear seat

Two rows of five solid black stars each, indicating a 5-star rating for both Front seat and Rear seat.

Based on the risk of injury in a side impact.

### Rollover

A row of four solid black stars, indicating a 4-star rating.

Based on the risk of rollover in a single-vehicle crash.

Star ratings range from 1 to 5 stars (★★★★★), with 5 being the highest.

Source: National Highway Traffic Safety Administration (NHTSA).

[www.safercar.gov](http://www.safercar.gov) or 1-888-327-4236



**48 YEARS BUILT Ford TOUGH F-SERIES® AMERICA'S BEST SELLING TRUCKS**

---


**The FordPass™ Connect modem is active and sending vehicle data (e.g., diagnostics) to Ford.\*\* See in-vehicle settings for connectivity options.**

---

**\*Based on 1977–2024 CY total sales.**

**\*\*FordPass Connect (optional on select vehicles), the FordPass App and complimentary Connected Service are required for remote features (see FordPass Terms for details). Connected service and features depend on compatible AT&T network availability. Evolving technology/cellular networks/vehicle capability may limit functionality and prevent operation of connected features. Connected service excludes Wi-Fi hotspot.**

**1FTEW2KP9SKE40445**



**WARNING:** Operating, servicing and maintaining a passenger vehicle, pickup truck, vehicle can expose you to chemicals including engine exhaust, carbon monoxide, pl vehicle, which are known to the State of California to cause cancer and birth defects or other r To minimize exposure, avoid breathing exhaust, do not idle the engine except as necessary vehicle in a well-ventilated area and wear gloves or wash your hands frequently when servi For more information go to [www.P65Warnings.ca.gov/passenger-vehicle](http://www.P65Warnings.ca.gov/passenger-vehicle).