

ford.com

VEHICLE DESCRIPTION

F-150

2025 F-150 4X2 SUPERCREW
145" WHEELBASE
2.7L V6 ECOBOOST
ELEC TEN-SPEED AUTO TRANS

SK D61448

EXTERIOR
AGATE BLACK METALLIC
INTERIOR
BLACK STX CLOTH 40/CON/40

STANDARD EQUIPMENT INCLUDED AT NO EXTRA CHARGE

EXTERIOR

- DAYTIME RUNNING LAMPS
- EASY FUEL® CAPLESS FILLER
- FULLY BOXED STEEL FRAME
- GRILLE - BLACK & DARK GRAY
- HEADLAMPS - AUTO HIGH BEAM
- HEADLAMPS - AUTOLAMP (ON/OFF)
- LED REFLECTOR HEADLAMPS
- PICKUP BOX TIE DOWN HOOKS
- POWER TAILGATE LOCK
- REAR PRIVACY GLASS
- TRAILER SWAY CONTROL
- WIPERS- INTERMITTENT

INTERIOR

- CRUISE CONTROL
- DOOR LOCKS - POWER
- DUAL SUNVISORS
- ILLUMINATED ENTRY
- MESSAGE CTR: OUTSIDE TEMP, COMPASS, TRIP COMPUTER
- TILT/TELESCOPE STR COLUMN

FUNCTIONAL

- AM/FM STEREO
- AUTO HOLD
- BLIS W/CROSS-TRAFFIC ALERT
- CLASS IV TRAILER HITCH W/ SMART TRLR TOW CONNECTOR
- CURVE CONTROL
- FORDPASS™ CONNECT 5GWI-FI HOTSPOT TELEMATICS MODEM
- LANE-KEEPING SYSTEM
- POST-COLLISION BRAKING
- PRE-COLLISION ASSIST W/AEB
- REVERSE SENSING AND REAR VIEW CAMERA
- SELECTABLE DRIVE MODES
- SYNC®4 W/EVR & 12" SCREEN

SAFETY/SECURITY

- ADVANCETRAC™ WITH RSC®
- AIRBAGS - FRONT SEAT MOUNTED SIDE IMPACT
- AIRBAGS - SAFETY CANOPY®
- CTR HIGH MOUNT STOP LAMP
- PERIMETER ALARM
- SECURE PKG 1 YR INCLUDED
- SOS POST-CRASH ALERT SYS™
- TIRE PRESSURE MONIT SYS

INCLUDED ON THIS VEHICLE

EQUIPMENT GROUP 200A

- STX SERIES
- 275/60R20 BSW ALL-SEASON
- LED FOG LAMPS

OPTIONAL EQUIPMENT/OTHER

- .EXTENDED RANGE 36GAL FUEL TAN
- .275/60R20 BSW ALL-SEASON
- 3.55 RATIO REGULAR AXLE
- 6426# GVWR PACKAGE
- FRONT LICENSE PLATE BRACKET
- 50 STATE EMISSIONS
- FLOOR LINER - TRAY STYLE
- MOBILE OFFICE PACKAGE
- 20" DARK GRAY W/MACH ALUM WHLS

(MSRP)

1,535.00

NO CHARGE

NO CHARGE

200.00

535.00

PRICE INFORMATION

BASE PRICE

\$47,350.00

TOTAL OPTIONS/OTHER

2,270.00

TOTAL VEHICLE & OPTIONS/OTHER

49,620.00

DESTINATION & DELIVERY

1,995.00

TOTAL BEFORE DISCOUNTS

51,615.00

STX MID DISCOUNT


- 2,000.00

STX 2.7L DISCOUNT

- 1,000.00


TOTAL SAVINGS

- 3,000.00

	RAMP ONE		TOTAL MSRP \$48,615.00
	CW24	CONVOY	
	RAMP TWO	ITEM #: 71-Z603 O/T 2	<div><div></div><div>Ford Credit</div><div>Whether you decide to lease or finance your vehicle, you'll find the choices that are right for you. See your dealer for details or visit www.ford.com/finance.</div></div>
	This label is affixed pursuant to the Federal Automobile Information Disclosure Act. Gasoline, License, and Title Fees, State and Local taxes are not included. Dealer installed options or accessories are not included unless listed above.		
			SB241 N RB 2X 550 006518 02 24 25


EPA DOT

Fuel Economy and Environment



Gasoline Vehicle

Fuel Economy



21

combined city/hwy

19

city

25

highway

Standard Pickup Trucks range from 12 to 84 MPG. The best vehicle rates 140 MPGe.

4.8 gallons per 100 miles

You spend

\$3,000

more in fuel costs over 5 years compared to the average new vehicle.

Annual fuel cost

\$2,500

Fuel Economy & Greenhouse Gas Rating (tailpipe only)

Smog Rating (tailpipe only)

1

4

10

Best

1

6

10




Best

This vehicle emits 425 grams CO₂ per mile. The best emits 0 grams per mile (tailpipe only). Producing and distributing fuel also create emissions; learn more at fuelconomy.gov.

Actual results will vary for many reasons, including driving conditions and how you drive and maintain your vehicle. The average new vehicle gets 28 MPG and costs \$9,500 to fuel over 5 years. Cost estimates are based on 15,000 miles per year at \$3.50 per gallon. MPGe is miles per gasoline gallon equivalent. Vehicle emissions are a significant cause of climate change and smog.

fueleconomy.gov

Calculate personalized estimates and compare vehicles



GOVERNMENT 5-STAR SAFETY RATINGS

Overall Vehicle Score

★★★★★

Based on the combined ratings of frontal, side and rollover. Should ONLY be compared to other vehicles of similar size and weight.

Frontal Crash

Driver Passenger

★★★★★

★★★★★

Based on the risk of injury in a frontal impact. Should ONLY be compared to other vehicles of similar size and weight.

Side Crash

Front seat Rear seat

★★★★★

★★★★★

Based on the risk of injury in a side impact.


Rollover


★★★★

Based on the risk of rollover in a single-vehicle crash.

Star ratings range from 1 to 5 stars (★★★★★), with 5 being the highest. Source: National Highway Traffic Safety Administration (NHTSA). www.safercar.gov or 1-888-327-4236


1FTEW2KP3SKD61448





WARNING: Operating, servicing and maintaining a passenger vehicle, pickup truck, v vehicle can expose you to chemicals including engine exhaust, carbon monoxide, phtl lead, which are known to the State of California to cause cancer and birth defects or other reproductive harm. To minimize exposure, avoid breathing exhaust, do not idle the engine except as necessary, service your vehicle in a well-ventilated area and wear gloves or wash your hands frequently when servicing your vehicle. For more information go to www.P65Warnings.ca.gov/passenger-vehicle.

rates may apply. Text HELP for help



www.ford.com/help/privacy-terms/