

ford.com

VEHICLE DESCRIPTION

F-150

2024 F-150 4X2 SUPERCREW  
145" WHEELBASE  
3.5L V6 ECOBOOST  
ELEC TEN-SPEED AUTO TRANS

EXTERIOR  
ICONIC SILVER METALLIC

INTERIOR  
DARK SLATE CLOTH 40/20/40

RK D27665


STANDARD EQUIPMENT INCLUDED AT NO EXTRA CHARGE			
<b>EXTERIOR</b> <ul style="list-style-type: none"><li>DAYTIME RUNNING LAMPS</li><li>EASY FUEL® CAPLESS FILLER</li><li>FULLY BOXED STEEL FRAME</li><li>HEADLAMPS - AUTO HIGH BEAM</li><li>HEADLAMPS - AUTOLAMP (ON/OFF)</li><li>LED REFLECTOR HEADLAMPS</li><li>LOCKING REMOVABLE TAILGATE</li><li>MANUAL FOLD POWER MIRRORS</li><li>PICKUP BOX TIE DOWN HOOKS</li><li>POWER TAILGATE LOCK</li><li>TRAILER SWAY CONTROL</li><li>WIPERS- INTERMITTENT</li></ul>	<b>INTERIOR</b> <ul style="list-style-type: none"><li>12" PRODUCTIVITY SCREEN</li><li>CRUISE CONTROL</li><li>DOOR LOCKS - POWER</li><li>DUAL SUNVISORS</li><li>ILLUMINATED ENTRY</li><li>MESSAGE CTR: OUTSIDE TEMP, COMPASS, TRIP COMPUTER</li><li>POWERPOINTS - 12V</li><li>TILT/TELESCOPE STR COLUMN</li></ul>	<b>FUNCTIONAL</b> <ul style="list-style-type: none"><li>AM/FM STEREO</li><li>BLIS W/CROSS-TRAFFIC ALERT</li><li>CLASS IV TRAILER HITCH W/ SMART TRLR TOW CONNECTOR</li><li>CURVE CONTROL</li><li>FORDPASS™ CONNECT 5GWI-FI HOTSPOT TELEMATICS MODEM</li><li>HILL START ASSIST</li><li>LANE-KEEPING SYSTEM</li><li>POST-COLLISION BRAKING</li><li>PRE-COLLISION ASSIST W/AEB</li><li>REVERSE SENSING AND REAR VIEW CAMERA</li><li>SELECTSHIFT®</li><li>SYNC®4 W/EVR &amp; 12" SCREEN</li></ul>	<b>SAFETY/SECURITY</b> <ul style="list-style-type: none"><li>ADVANCETRAC™ WITH RSC®</li><li>AIRBAGS - FRONT SEAT MOUNTED SIDE IMPACT</li><li>AIRBAGS - SAFETY CANOPY®</li><li>CTR HIGH MOUNT STOP LAMP</li><li>PERIMETER ALARM</li><li>SOS POST-CRASH ALERT SYST™</li><li>STOLEN VEH SVCS: 1 YR PLAN</li><li>TIRE PRESSURE MONIT SYS</li></ul>

INCLUDED ON THIS VEHICLE	(MSRP)	PRICE INFORMATION	(MSRP)
<b>EQUIPMENT GROUP 103A</b> <ul style="list-style-type: none"><li>XL SERIES</li><li>17" SILVER PAINTED ALUMINUM</li><li>CHROME FRONT/REAR BUMPERS</li><li>FOG LAMPS</li><li>PRIVACY GLASS W/REAR DEFROSTE</li></ul>	1,000.00	BASE PRICE TOTAL OPTIONS/OTHER	\$43,515.00 4,040.00
<b>OPTIONAL EQUIPMENT/OTHER</b> 3.5L V6 ECOBOOST .245/70R 17 BSW ALL-SEASON 3.55 ELECTRONIC LOCK RR AXLE 6800# GVWR PACKAGE FRONT LICENSE PLATE BRACKET 50 STATE EMISSIONS TOW/HAUL PACKAGE INTEGRATED TRAILER BRAKE CONT EXTENDED RANGE 36GAL FUEL TANK BEDLINER-TOUGHBED SPRAYIN*ACCY	1,660.00 NO CHARGE NO CHARGE NO CHARGE 785.00 595.00	TOTAL VEHICLE & OPTIONS/OTHER DESTINATION & DELIVERY	47,555.00 1,995.00

	RAMP ONE		TOTAL MSRP \$49,550.00
	CW24	CONVOY	
	RAMP TWO	ITEM #: 56-1301 O/T 1	
	This label is affixed pursuant to the Federal Automobile Information Disclosure Act. Gasoline, License, and Title Fees, State and Local taxes are not included. Dealer installed options or accessories are not included unless listed above.		<b>SPECIAL ORDER</b> RB152 N RB 2X 425 002332 02 15 24


EPA DOT

Fuel Economy and Environment



Gasoline Vehicle

Fuel Economy



20

MPG

combined city/hwy

17

city

25

highway

5.0 gallons per 100 miles

You spend

\$3,750

more in fuel costs over 5 years compared to the average new vehicle.

Annual fuel cost

\$2,700

Fuel Economy & Greenhouse Gas Rating (tailpipe only)

Smog Rating (tailpipe only)

1

4

10

Best

1

7

10




Best

This vehicle emits 455 grams CO<sub>2</sub> per mile. The best emits 0 grams per mile (tailpipe only). Producing and distributing fuel also create emissions; learn more at fueleconomy.gov.

Actual results will vary for many reasons, including driving conditions and how you drive and maintain your vehicle. The average new vehicle gets 28 MPG and costs \$9,750 to fuel over 5 years. Cost estimates are based on 15,000 miles per year at \$3.60 per gallon. MPGe is miles per gasoline gallon equivalent. Vehicle emissions are a significant cause of climate change and smog.

fueleconomy.gov

Calculate personalized estimates and compare vehicles



GOVERNMENT 5-STAR SAFETY RATINGS

Overall Vehicle Score

★★★★★

Based on the combined ratings of frontal, side and rollover. Should ONLY be compared to other vehicles of similar size and weight.

Frontal Crash	Driver Passenger	★★★★★
Side Crash	Front seat Rear seat	★★★★★
Rollover		★★★★

Based on the risk of injury in a frontal impact. Should ONLY be compared to other vehicles of similar size and weight.

Based on the risk of injury in a side impact.

Based on the risk of rollover in a single-vehicle crash.

Star ratings range from 1 to 5 stars (★★★★★), with 5 being the highest. Source: National Highway Traffic Safety Administration (NHTSA). www.safercar.gov or 1-888-327-4236

1FTEW1K8XRKD27665



**WARNING:** Operating, servicing and maintaining a passenger vehicle, pickup truck, v vehicle can expose you to chemicals including engine exhaust, carbon monoxide, phtl lead, which are known to the State of California to cause cancer and birth defects or other reproductive harm. To minimize exposure, avoid breathing exhaust, do not idle the engine except as necessary, service your vehicle in a well-ventilated area and wear gloves or wash your hands frequently when servicing your vehicle. For more information go to www.P65Warnings.ca.gov/passenger-vehicle.

rates may apply. Text HELP for help



www.ford.com/help/privacy-terms/

2202402235302