

Go Further

ford.com

VEHICLE DESCRIPTION

F-150

2021 F-150 4X4 SUPERCREW
145" WHEELBASE
2.7L V6 ECOBOOST
ELEC TEN-SPEED AUTO W/TOW M

EXTERIOR
AGATE BLACK METALLIC
INTERIOR
DARK SLATE CLOTH 40CONSLE40

MK D11290

STANDARD EQUIPMENT INCLUDED AT NO EXTRA CHARGE

EXTERIOR

- DAYTIME RUNNING LAMPS
- EASY FUEL® CAPLESS FILLER
- FOG LAMPS
- FULLY BOXED STEEL FRAME
- HEADLAMPS - AUTO HIGH BEAM
- HEADLAMPS - AUTOLAMP (ON/OFF)
- MANUAL FOLD POWER MIRRORS
- PICKUP BOX TIE DOWN HOOKS
- POWER TAILGATE LOCK
- REAR PRIVACY GLASS
- TRAILER SWAY CONTROL

INTERIOR

- 1TOUCH UP/DOWN DR/PASS WIN
- 60/40 FOLD-UP REAR BENCH SEAT
- DOOR LOCKS - POWER
- DUAL VISOR VANITY MIRRORS
- ILLUMINATED ENTRY
- MESSAGE CTR: OUTSIDE TEMP, COMPASS, TRIP COMPUTER
- POWERPOINTS - 12V
- TILT/TELESCOPE STR COLUMN

FUNCTIONAL

- AUTO HOLD
- AUTO START STOP TECH
- BLIS W/CROSS-TRAFFIC ALERT
- DYNAMIC HITCH ASSIST
- ELECT 4X4 SHIFT-ON-FLY
- FORDPASS CONNECT™ 4G HOTSPOT TELEMATICS MODEM
- GAS-CHARGED SHOCKS
- LANE-KEEPING SYSTEM
- POST-COLLISION BRAKING
- PRE-COLLISION ASSIST W/AEB
- REVERSE BRAKE ASSIST
- REVERSE SENSING AND REAR VIEW CAMERA
- SELECTSHIFT®

SAFETY/SECURITY

- ADVANCETRAC® WITH RSC®
- AIRBAGS - FRONT SEAT MOUNTED SIDE IMPACT
- AIRBAGS - SAFETY CANOPY®
- CTR HIGH MOUNT STOP LAMP
- PERIMETER ALARM
- SOS POST-CRASH ALERT SYSTM
- TIRE PRESSURE MONIT SYS

INCLUDED ON THIS VEHICLE
EQUIPMENT GROUP 302A

- XLT SERIES
- ELECTRONIC AUTO TEMP CONTROL
- SIRIUS XM RADIO
- SYNC 4
- LED SIDE-MIRROR SPOTLIGHTS
- REMOTE START SYSTEM
- LED BOX LIGHTING

OPTIONAL EQUIPMENT/OTHER

- .XLT CHROME APPEARANCE PACKAGE
- 2.7L V6 ECOBOOST
- 275/60R20 OWL ALL-TERRAIN
- 3.55 ELECTRONIC LOCK RR AXLE
- 6600# GVWR PACKAGE
- FRONT LICENSE PLATE BRACKET
- CHROME STEP BARS
- 50 STATE EMISSIONS
- FORD CO-PILOT 360 ASSIST 2.0
- .CNCTD BLT-IN NAV (3-YR INC)
- POWER-SLIDING REAR WINDOW
- LINER-TRAY STYLE-W/CARPET MAT
- ONBOARD 400W OUTLET
- TRAILER TOW PACKAGE
- INTEGRATED TRAILER BRAKE CONT
- MIRROR MAN FOLD W/POWER GLASS
- POWER-ADJUSTABLE PEDALS
- TAILGATE STEP
- 20" CHROME-LIKE PVD WHEELS
- EXTENDED RANGE 36GAL FUEL TANK
- 360-DEGREE CAMERA PACKAGE

(MSRP)

5730.00

CLOTH 40/CONSOLE/40
BEDLINER-TOUGHBED SPRAYIN*ACCY

(MSRP)

295.00

595.00

PRICE INFORMATION

BASE PRICE

\$43,805.00

TOTAL OPTIONS/OTHER

13880.00

TOTAL VEHICLE & OPTIONS/OTHER
DESTINATION & DELIVERY

57685.00

1695.00

TOTAL BEFORE DISCOUNTS

59380.00

XLT HIGH CHRM OR SPRT

-

2000.00

XLT/LAR COPILOT ASSIST

-

250.00


TOTAL SAVINGS

-

2250.00


EPA
DOT

Fuel Economy and Environment



Gasoline Vehicle

Fuel Economy



21

MPG

combined city/hwy

19

city

24

highway

Standard Pickup Trucks range from 14 to 27 MPG. The best vehicle rates 141 MPGe.

You spend

\$2,250

more in fuel costs over 5 years compared to the average new vehicle.

Annual fuel cost

\$1,950

Fuel Economy & Greenhouse Gas Rating (tailpipe only)

Smog Rating (tailpipe only)

1

4

10

Best

1

6




10

Best


This vehicle emits 432 grams CO₂ per mile. The best emits 0 grams per mile (tailpipe only). Producing and distributing fuel also create emissions; learn more at fueleconomy.gov.

fueleconomy.gov

Calculate personalized estimates and compare vehicles



Smartphone QR Code™



GOVERNMENT 5-STAR SAFETY RATINGS

Overall Vehicle Score

Not Rated

Based on the combined ratings of frontal, side and rollover. Should ONLY be compared to other vehicles of similar size and weight.

Frontal Crash

Driver Passenger

Not Rated
Not Rated

Based on the risk of injury in a frontal impact. Should ONLY be compared to other vehicles of similar size and weight.

Side Crash

Front seat
Rear seat

Not Rated
Not Rated

Based on the risk of injury in a side impact.

Rollover

Not Rated

Based on the risk of rollover in a single-vehicle crash.

Star ratings range from 1 to 5 stars (★★★★★), with 5 being the highest.
Source: National Highway Traffic Safety Administration (NHTSA).
www.safercar.gov or 1-888-327-4236

1FTEW1EP7MKD11290





WARNING: Operating, servicing and maintaining a passenger vehicle, pickup truck, v vehicle can expose you to chemicals including engine exhaust, carbon monoxide, phl lead, which are known to the State of California to cause cancer and birth defects or other reproductive harm. To minimize exposure, avoid breathing exhaust, do not idle the engine except as necessary, service your vehicle in a well-ventilated area and wear gloves or wash your hands frequently when servicing your vehicle. For more information go to www.P65Warnings.ca.gov/passenger-vehicle.

rates may apply.
Text HELP for help



www.ford.com/help/privacy-terms/