



Go Further

ford.com

VEHICLE DESCRIPTION

F-150

2015 F-150 4X4 SUPERCREW
145" WHEELBASE
5.0L V8 FFV ENGINE
ELEC 6-SPEED AUTO W/TOW MOD

EXTERIOR
TUXEDO BLACK METALLIC

INTERIOR
BLACK LTHR TRIM BUCKET SEAT

FK

D09518

STANDARD EQUIPMENT INCLUDED AT NO EXTRA CHARGE			
EXTERIOR <ul style="list-style-type: none">•BOXLINK•EASY FUEL CAPLESS FILLER•FOG LAMPS•FULLY BOXED STEEL FRAME•LED BOX LIGHTING•LOCKING REMOVABLE TAILGATE•PICKUP BOX TIE DOWN HOOKS•POWER SLIDING REAR WINDOW W/DEFROST & PRIVACY TINT•SPARE TIRE & WHEEL LOCK•TOW HOOKS•WHEEL LIP MOLDINGS - BODY COLOR	INTERIOR <ul style="list-style-type: none">•8.0" CTR STACK TOUCH SCRΝ•8.0" PRODUCTIVITY SCREEN•10-WAY PWR DRV/PASS SEATS•A/C W/DUAL CLIMATE CONTROL•ADJUST PEDALS W/MEMORY•AMBIENT LIGHTING•AUTO DIM REARVIEW MIRROR•COLOR COORDINATED CARPET AND FLOOR MATS•HTD/COOLED DVR/PASS SEATS•LEATHER TRIMMED SEATS•LEATHER WRAPPED STR WHEEL•MEMORY DRIVER SEAT•SIRIUS SAT SVC N/A AK&HI•TILT/TELESCOPE STR COLUMN	FUNCTIONAL <ul style="list-style-type: none">•2-SPEED AUTOMATIC 4WD•4-WHEEL DISC BRAKES W/ABS•12V AUXILIARY POWER POINT•AUTOLAMP-AUTO ON/OFF HDLMP•CLASS IV TRAILER HITCH W/ SMART TRLR TOW CONNECTOR•HILL START ASSIST•OUTBOARD MNTD REAR SHOCKS•POWER TAILGATE LOCK•PWR FOLD/HEAT/SIG/MEM MIRR•REAR VIEW CAMERA•SELECTSHIFT TRANSMISSION•SYNC W/ MYFORD TOUCH•TRAILER SWAY CONTROL•WIPER ACTIVATED HEADLAMPS	SAFETY/SECURITY <ul style="list-style-type: none">•ADVANCED SECURITY PACK•ADVANCETRAC WITH RSC•AIRBAGS - FRONT SEAT MOUNTED SIDE IMPACT•AIRBAGS - SAFETY CANOPY•CTR HIGH MOUNT STOP LAMP•INTELLIGENT ACCESS W/ PUSH BUTTON START•MYKEY•SOS POST CRASH ALERT SYS•TIRE PRESSURE MONITOR SYS WARRANTY <ul style="list-style-type: none">•3YR/36,000 BUMPER / BUMPER•5YR/60,000 POWERTRAIN•5YR/60,000 ROADSIDE ASSIST

INCLUDED ON THIS VEHICLE	(MSRP)	PRICE INFORMATION	(MSRP)
EQUIPMENT GROUP 502A <ul style="list-style-type: none">•LARIAT SERIES•BLIS (BLIND SPOT INFO SYSTEM)•REMOTE START•REVERSE SENSING SYSTEM•LED SIDE-MIRROR SPOTLIGHTS•110V/400W OUTLET•SONY SINGLE CD W/ HD RADIO•VOICE-ACTIVATED NAVIGATION	6,995.00	BASE PRICE TOTAL OPTIONS/OTHER	\$44,465.00 14,240.00
OPTIONAL EQUIPMENT/OTHER <ul style="list-style-type: none">.SELECTSHIFT TRANSMISSION275/55R20 OWL ALL-TERRAIN3.55 ELECTRONIC LOCK RR AXLE7000# GVWR PACKAGEFRONT LICENSE PLATE BRACKETINFLATABLE REAR SAFETY BELTSTWIN PANEL MOONROOFADAPTIVE CRUISE CONTROLTRAILER TOW PACKAGEFX4 OFF-ROAD PACKAGE.SKID PLATESTAILGATE STEP20" CHROME-LIKE PVD WHEELS36GAL EXTENDED RANGE FUEL TANKACTIVE PARK ASSISTINTEGRATED TRAILER BRAKE CONTTECHNOLOGY PACKAGELARIAT CHROME APPEARANCE PKG.CHROME ANGULAR STEP BAR	NO CHARGE 50.00 NO CHARGE 200.00 1,295.00 1,250.00 495.00 770.00 375.00 995.00 195.00 440.00 275.00 905.00 NO CHARGE	TOTAL VEHICLE & OPTIONS/OTHER DESTINATION & DELIVERY	58,705.00 1,195.00
		TOTAL BEFORE DISCOUNTS LAR LUX CHROME OR SPRT TECH/PARK/CRUISE DISCT	59,900.00 - 1,500.00 - 500.00
		TOTAL SAVINGS	- 2,000.00

	RAMP ONE		TOTAL MSRP \$57,900.00
	CC15		
	RAMP TWO	FINAL ASSEMBLY PLANT	This label is affixed pursuant to the Federal Automobile Information Disclosure Act. Gasoline, License, and Title Fees, State and Local taxes are not included. Dealer installed options or accessories are not included unless listed above.
		KANSAS CITY	
	METHOD OF TRANSP.	ITEM #:	53-6321 O/T 2
	CONVOY	FC181 N RB 2X 530 004855 03 18 15	

EPA DOT

Fuel Economy and Environment

E85

Flexible-Fuel Vehicle
Gasoline-Ethanol (E85)

Fuel Economy

17

combined city/hwy

15

city

21

highway

5.9

gallons per 100 miles

Standard Pickup Trucks range from 15 to 23 MPG. The best vehicle rates 119 MPGe. Values are based on gasoline and do not reflect performance and ratings based on E85.

You spend

\$4,500

more in fuel costs over 5 years compared to the average new vehicle.

Driving Range

Gasoline: 609 miles

Ethanol (E85): 465 miles

Annual fuel cost

\$3,100

Fuel Economy & Greenhouse Gas Rating (tailpipe only)

Smog Rating (tailpipe only)

1410Best

1610Best

This vehicle emits 521 grams CO₂ per mile. The best emits 0 grams per mile (tailpipe only). Producing and distributing fuel also create emissions; learn more at fueleconomy.gov.

Actual results will vary for many reasons, including driving conditions and how you drive and maintain your vehicle. The average new vehicle gets 24 MPG and costs \$11,000 to fuel over 5 years. Cost estimates are based on 15,000 miles per year at \$3.50 per gallon. This is a dual fueled automobile. MPGe is miles per gasoline gallon equivalent. Vehicle emissions are a significant cause of climate change and smog.

fueleconomy.gov


Calculate personalized estimates and compare vehicles

U.S. DEPARTMENT OF ENERGY
NATIONAL PETROLEUM COUNCIL

U.S. DEPARTMENT OF TRANSPORTATION
NATIONAL HIGHWAY TRAFFIC SAFETY ADMINISTRATION

U.S. DEPARTMENT OF JUSTICE
FEDERAL BUREAU OF INVESTIGATION

Smartphone QR Code™



GOVERNMENT 5-STAR SAFETY RATINGS

Overall Vehicle Score

To Be Rated

Based on the combined ratings of frontal, side and rollover. Should ONLY be compared to other vehicles of similar size and weight.

Frontal Crash

Driver Passenger

To Be Rated
To Be Rated

Based on the risk of injury in a frontal impact. Should ONLY be compared to other vehicles of similar size and weight.

Side Crash

Front seat
Rear seat

To Be Rated
To Be Rated


Based on the risk of injury in a side impact.

Rollover


To Be Rated

Based on the risk of rollover in a single-vehicle crash.

Star ratings range from 1 to 5 stars (★★★★★), with 5 being the highest.
Source: National Highway Traffic Safety Administration (NHTSA).
www.safercar.gov or 1-888-327-4236




1FTEW1EF9FKD09518



Extended Service Plan

Ford ESP is the only extended service plan honored at every Ford dealership in the U.S. and Canada. See your dealer for additional details or visit www.FordOwner.com for more information.



FORD CREDIT

Choose the vehicle you want. Whether you decide to lease or finance, you'll find the choices that are right for you. See your Ford Dealer for details or visit www.FordCredit.com.

2201503266458