



Go Further

ford.com

VEHICLE DESCRIPTION

F-150

2015 F-150 4X2 SUPERCREW
145" WHEELBASE
3.5L V6 ECOBOOST ENGINE
ELEC 6-SPEED AUTO W/TOW MOD

FK D74322

EXTERIOR
OXFORD WHITE
INTERIOR
CAMEL LTHR TRIM BUCKET SEAT

STANDARD EQUIPMENT INCLUDED AT NO EXTRA CHARGE

EXTERIOR

- BOXLINK
- DOOR HANDLES - BODY COLOR
- EASY FUEL CAPLESS FILLER
- FOG LAMPS
- FULLY BOXED STEEL FRAME
- HALOGEN HEADLAMPS
- LED BOX LIGHTING
- LOCKING REMOVABLE TAILGATE
- PICKUP BOX TIE DOWN HOOKS
- POWER SLIDING REAR WINDOW W/DEFROST & PRIVACY TINT
- SPARE TIRE & WHEEL LOCK
- WHEEL LIP MOLDINGS - BODY COLOR

INTERIOR

- 8.0" CTR STACK TOUCH SCR N
- 8.0" PRODUCTIVITY SCREEN
- 10-WAY PWR DRV/PASS SEATS
- A/C W/DUAL CLIMATE CONTROL
- ADJUST PEDALS W/MEMORY
- AMBIENT LIGHTING
- AUTO DIM REARVIEW MIRROR
- COLOR COORDINATED CARPET AND FLOOR MATS
- HTD/COOLED DVR/PASS SEATS
- LEATHER TRIMMED SEATS
- LEATHER WRAPPED STR WHEEL
- MEMORY DRIVER SEAT
- SIRIUS SAT SVC N/A AK&HI
- TILT/TELESCOPE STR COLUMN

FUNCTIONAL

- 4-WHEEL DISC BRAKES W/ABS
- 12V AUXILIARY POWER POINT
- AUTOLAMP-AUTO ON/OFF HDLMP
- CLASS IV TRAILER HITCH W/ SMART TRLR TOW CONNECTOR
- HILL START ASSIST
- OUTBOARD MNTD REAR SHOCKS
- POWER TAILGATE LOCK
- PWR FOLD/HEAT/SIG/MEM MIRR
- REAR VIEW CAMERA
- SELECTSHIFT TRANSMISSION
- SYNC W/ MYFORD TOUCH
- TRAILER SWAY CONTROL
- WIPER ACTIVATED HEADLAMPS

SAFETY/SECURITY

- ADVANCED SECURITY PACK
- ADVANCETRAC WITH RSC
- AIRBAGS - FRONT SEAT MOUNTED SIDE IMPACT
- AIRBAGS - SAFETY CANOPY
- CTR HIGH MOUNT STOP LAMP
- INTELLIGENT ACCESS W/ PUSH BUTTON START
- MYKEY
- SOS POST CRASH ALERT SYS
- TIRE PRESSURE MONITOR SYS

WARRANTY

- 3YR/36,000 BUMPER / BUMPER
- 5YR/60,000 POWERTRAIN
- 5YR/60,000 ROADSIDE ASSIST

INCLUDED ON THIS VEHICLE

EQUIPMENT GROUP 501A

- LARIAT SERIES
- BLIS (BLIND SPOT INFO SYSTEM)
- REMOTE START
- REVERSE SENSING SYSTEM
- LED SIDE-MIRROR SPOTLIGHTS
- 110V/400W OUTLET

OPTIONAL EQUIPMENT/OTHER

- CARIBOU ACCENT
- .SELECTSHIFT TRANSMISSION
- 3.5L V6 ECOBOOST ENGINE
- 275/55R20 BSW ALL-SEASON
- 3.15 RATIO REGULAR AXLE
- 6800# GVWR PACKAGE
- FRONT LICENSE PLATE BRACKET
- TWIN PANEL MOONROOF
- VOICE-ACTIVATED NAVIGATION
- SONY SINGLE CD W/ HD RADIO
- TAILGATE STEP
- 20" MACH-ALUM W/SILVER POCKETS
- 23 GALLON FUEL TANK
- LEATHER BUCKET SEATS W/CONSOLE
- LOWER TWO-TONE PAINT
- SPRAY-IN BED LINER *ACCY

(MSRP)

1,500.00

1,200.00

NO CHARGE

NO CHARGE

NO CHARGE

1,295.00

795.00

525.00

375.00

895.00

650.00

250.00

475.00

PRICE INFORMATION

BASE PRICE

41,435.00

TOTAL OPTIONS/OTHER

7,960.00

TOTAL VEHICLE & OPTIONS/OTHER

49,395.00

DESTINATION & DELIVERY

1,195.00

TOTAL BEFORE DISCOUNTS

50,590.00

LAR MID NAV/LTHR/MOON D

- 750.00


TOTAL SAVINGS

- 750.00

	RAMP ONE		TOTAL MSRP \$49,840.00
	CA02		
	RAMP TWO	FINAL ASSEMBLY PLANT	This label is affixed pursuant to the Federal Automobile Information Disclosure Act. Gasoline, License, and Title Fees, State and Local taxes are not included. Dealer installed options or accessories are not included unless listed above.
		KANSAS CITY	
	METHOD OF TRANSP.	ITEM #: 21-2030 O/T 1	SPECIAL ORDER
	CONVOY	FE282 N RB 2X 535 001106 05 28 15	


EPA DOT

Fuel Economy and Environment



Gasoline Vehicle

Fuel Economy



20

combined city/hwy

17

city

24

highway

5.0 gallons per 100 miles

You spend

\$2,000

more in fuel costs over 5 years compared to the average new vehicle.

Standard Pickup Trucks range from 15 to 23 MPG. The best vehicle rates 119 MPGe.

Annual fuel cost

\$2,600

Fuel Economy & Greenhouse Gas Rating (tailpipe only)

1

5

10

Best

1

6

10




Best

This vehicle emits 451 grams CO₂ per mile. The best emits 0 grams per mile (tailpipe only). Producing and distributing fuel also create emissions; learn more at fueleconomy.gov.


Actual results will vary for many reasons, including driving conditions and how you drive and maintain your vehicle. The average new vehicle gets 24 MPG and costs \$11,000 to fuel over 5 years. Cost estimates are based on 15,000 miles per year at \$3.50 per gallon. MPGe is miles per gasoline gallon equivalent. Vehicle emissions are a significant cause of climate change and smog.

fueleconomy.gov

Calculate personalized estimates and compare vehicles



Smartphone QR Code™



GOVERNMENT 5-STAR SAFETY RATINGS

Overall Vehicle Score

★★★★★

Based on the combined ratings of frontal, side and rollover. Should ONLY be compared to other vehicles of similar size and weight.

Frontal Crash

Driver Passenger

★★★★★

Based on the risk of injury in a frontal impact. Should ONLY be compared to other vehicles of similar size and weight.

Side Crash

Front seat Rear seat

★★★★★


Based on the risk of injury in a side impact.

Rollover


★★★★

Based on the risk of rollover in a single-vehicle crash.

Star ratings range from 1 to 5 stars (★★★★★), with 5 being the highest. Source: National Highway Traffic Safety Administration (NHTSA). www.safercar.gov or 1-888-327-4236




1FTEW1CG4FKD74322



Extended Service Plan

Ford ESP is the only extended service plan honored at every Ford dealership in the U.S. and Canada. See your dealer for additional details or visit www.FordOwner.com for more information.



FORD CREDIT

Choose the vehicle you want. Whether you decide to lease or finance, you'll find the choices that are right for you. See your Ford Dealer for details or visit www.FordCredit.com.

2201506052568