

Go Further

ford.com

VEHICLE DESCRIPTION

F-150

2021 F-150 4X2 SUPERCREW  
145" WHEELBASE  
3.3L V6 PFDI  
ELEC TEN-SPEED AUTO W/TOW M

EXTERIOR  
AGATE BLACK  
INTERIOR  
BLACK SPORT CLOTH40/CON/40

MF A26089

STANDARD EQUIPMENT INCLUDED AT NO EXTRA CHARGE

EXTERIOR

- DAYTIME RUNNING LAMPS
- EASY FUEL® CAPLESS FILLER
- FULLY BOXED STEEL FRAME
- HALOGEN HEADLAMPS
- HEADLAMPS - AUTO HIGH BEAM
- HEADLAMPS - AUTOLAMP (ON/OFF)
- LOCKING REMOVABLE TAILGATE
- PICKUP BOX TIE DOWN HOOKS
- TRAILER SWAY CONTROL
- WIPERS- INTERMITTENT

INTERIOR

- 4" PRODUCTIVITY SCREEN
- 60/40 FOLD-UP REAR BENCH SEAT
- DUAL SUNVISORS
- MESSAGE CTR: OUTSIDE TEMP, COMPASS, TRIP COMPUTER
- POWERPOINTS - 12V
- TILT/TELESCOPE STR COLUMN

FUNCTIONAL

- AUTO HOLD
- AUTO START STOP TECH
- CURVE CONTROL
- DYNAMIC HITCH ASSIST
- FAIL-SAFE COOLING SYSTEM
- FORDPASS CONNECT™ 4G HOTSPOT TELEMATICS MODEM
- GAS-CHARGED SHOCKS
- HILL START ASSIST
- OUTBOARD MNTD REAR SHOCKS
- PRE-COLLISION ASSIST W/AEB
- PWR RACK AND PINION STEER
- REAR VIEW CAMERA
- SELECTSHIFT®

SAFETY/SECURITY

- ADVANCETRAC® WITH RSC®
- AIRBAGS - FRONT SEAT MOUNTED SIDE IMPACT
- AIRBAGS - SAFETY CANOPY®
- CTR HIGH MOUNT STOP LAMP
- SECURILOCK® ANTI-THEFT SYS
- SOS POST-CRASH ALERT SYSTM™
- TIRE PRESSURE MONIT SYS

INCLUDED ON THIS VEHICLE  
EQUIPMENT GROUP 101A

- XL SERIES
- XL POWER EQUIPMENT GROUP
- CRUISE CONTROL
- REVERSE SENSING SYSTEM

OPTIONAL EQUIPMENT/OTHER

265/60R18 BSW ALL-SEASON  
3.55 RATIO REGULAR AXLE  
6250# GVWR PACKAGE  
FRONT LICENSE PLATE BRACKET  
COLOR-COORDINATED CARPET  
50 STATE EMISSIONS  
STX APPEARANCE PACKAGE  
.REAR-WINDOW DEFROSTER  
.FOG LAMPS  
.PRIVACY GLASS  
18" 6-SPOKE MAGNETIC PKT WHLS  
STX SPORT CLOTH 40/CON/40  
FLEX FUEL VEHICLE

(MSRP)

920.00

NO CHARGE

NO CHARGE  
145.00

NO CHARGE  
1,780.00

295.00

PRICE INFORMATION

BASE PRICE  
TOTAL OPTIONS/OTHER

36,650.00  
3,140.00

TOTAL VEHICLE & OPTIONS/OTHER  
DESTINATION & DELIVERY

39,790.00  
1,695.00

TOTAL BEFORE DISCOUNTS  
XL HIGH DISCOUNT  
STX APPEARANCE DISCT

41,485.00  
- 750.00  
- 750.00

TOTAL SAVINGS

- 1,500.00

	RAMP ONE		RAIL	Whether you decide to lease or finance your vehicle, you'll find the choices that are right for you. See your dealer for details or visit <a href="http://www.ford.com/finance">www.ford.com/finance</a> .
	RH80			
	RAMP TWO	ITEM #:	52-1802 O/T 2	FORD CREDIT
	This label is affixed pursuant to the Federal Automobile Information Disclosure Act. Gasoline, License, and Title Fees, State and Local taxes are not included. Dealer installed options or accessories are not included unless listed above.			LK291 N RB 2X 120 003522 10 29 20

EPA DOT

Fuel Economy and Environment

E85

Flexible-Fuel Vehicle  
Gasoline-Ethanol (E85)

Fuel Economy

21

combined city/hwy

20

city

24

highway

4.8

gallons per 100 miles

Standard Pickup Trucks range from 14 to 27 MPG. The best vehicle rates 141 MPGe. Values are based on gasoline and do not reflect performance and ratings based on E85.

You spend

\$2,250

more in fuel costs over 5 years compared to the average new vehicle.

Driving Range

Gasoline: 567 miles

Ethanol (E85): 432 miles

Annual fuel cost

\$1,950

Fuel Economy & Greenhouse Gas Rating (tailpipe only)

Smog Rating (tailpipe only)

1

4

10

Best

1

6

10




Best

This vehicle emits 424 grams CO<sub>2</sub> per mile. The best emits 0 grams per mile (tailpipe only). Producing and distributing fuel also create emissions; learn more at [fuelconomy.gov](http://fuelconomy.gov).

Actual results will vary for many reasons, including driving conditions and how you drive and maintain your vehicle. The average new vehicle gets 27 MPG and costs \$7,500 to fuel over 5 years. Cost estimates are based on 15,000 miles per year at \$2.70 per gallon. This is a dual fueled automobile. MPGe is miles per gasoline gallon equivalent. Vehicle emissions are a significant cause of climate change and smog.

fuelconomy.gov

Calculate personalized estimates and compare vehicles



GOVERNMENT 5-STAR SAFETY RATINGS

Overall Vehicle Score

Not Rated

Based on the combined ratings of frontal, side and rollover. Should ONLY be compared to other vehicles of similar size and weight.

Frontal Crash

Driver Passenger

Not Rated  
Not Rated

Based on the risk of injury in a frontal impact. Should ONLY be compared to other vehicles of similar size and weight.

Side Crash

Front seat  
Rear seat

Not Rated  
Not Rated

Based on the risk of injury in a side impact.


Rollover

Not Rated

Based on the risk of rollover in a single-vehicle crash.

Star ratings range from 1 to 5 stars (★★★★★), with 5 being the highest.  
Source: National Highway Traffic Safety Administration (NHTSA).  
[www.safercar.gov](http://www.safercar.gov) or 1-888-327-4236


1FTEW1CB2MFA26089



WARNING:

Operating, servicing and maintaining a passenger vehicle, pickup truck, v vehicle can expose you to chemicals including engine exhaust, carbon monoxide, phtl lead, which are known to the State of California to cause cancer and birth defects or other reproductive harm. To minimize exposure, avoid breathing exhaust, do not idle the engine except as necessary, service your vehicle in a well-ventilated area and wear gloves or wash your hands frequently when servicing your vehicle. For more information go to [www.P65Warnings.ca.gov/passenger-vehicle](http://www.P65Warnings.ca.gov/passenger-vehicle).

rates may apply.  
Text HELP for help



[www.ford.com/help/privacy-terms/](http://www.ford.com/help/privacy-terms/)

2202011083028