

Go Further

ford.com

VEHICLE DESCRIPTION

F-150

2020 F-150 4X2 SUPERCREW
145" WHEELBASE
3.5L V6 ECOBOOST
ELEC 10-SPEED AUTO W/TOW MO

EXTERIOR
MAGMA RED
INTERIOR
BLACK SPORT 40/CONSOLE/40

LF C18202


STANDARD EQUIPMENT INCLUDED AT NO EXTRA CHARGE			
EXTERIOR <ul style="list-style-type: none">DAYTIME RUNNING LIGHTSEASY FUEL® CAPLESS FILLERFOG LAMPSFULLY BOXED STEEL FRAMEHALOGEN HEADLAMPSHEADLAMPS - AUTO HIGH BEAMHEADLAMPS - AUTOLAMP (ON/OFF)LOCKING REMOVABLE TAILGATEMANUAL FOLD POWER MIRRORSPICKUP BOX TIE DOWN HOOKSREAR PRIVACY GLASSTRAILER SWAY CONTROL	INTERIOR <ul style="list-style-type: none">1TOUCH UP/DOWN DR/PASS WIN60/40 FOLD-UP REAR BENCH SEATA/C W/MANUAL CLIMATE CONTROL, SINGLE ZONECRUISE CONTROLDOOR LOCKS - POWERDUAL VISOR VANITY MIRRORSILLUMINATED ENTRYOUTSIDE TEMP DISPLAYPOWERPOINT - 12V (FRONT)STEERING - TILT/TELESCOPIC WHEEL WITH AUDIO	FUNCTIONAL <ul style="list-style-type: none">AUTO START STOP TECHCURVE CONTROLDYNAMIC HITCH ASSISTELECTRIC-ASSIST PARK BRAKEFAIL-SAFE COOLING SYSTEMFORDPASS™ CONNECT 4GWI-FI HOTSPOT TELEMATICS MODEMGAS-CHARGED SHOCKSMYKEY®OUTBOARD MNTD REAR SHOCKSPRE-COLLISION ASSIST W/AEBREAR VIEW CAMERAREMOTE START- FORDPASS APPSELECTSHIFT®SYNC®3 8" SCR N W/APPLINK®	SAFETY/SECURITY <ul style="list-style-type: none">ADVANCETRAC® WITH RSC®AIRBAGS - FRONT SEAT MOUNTED SIDE IMPACTAIRBAGS - SAFETY CANOPY®CTR HIGH MOUNT STOP LAMPPERIMETER ALARMSECURICODE KEYLESS KEYPADSOS POST-CRASH ALERT SYS™TIRE PRESSURE MONIT SYS

INCLUDED ON THIS VEHICLE EQUIPMENT GROUP 302A	(MSRP)		(MSRP)
•XLT SERIES	4345.00		
•REAR-WINDOW DEFROSTER			
•SIRIUS XM RADIO			
OPTIONAL EQUIPMENT/OTHER			
3.5L V6 ECOBOOST	2595.00		
.265/60R18 BSW ALL-SEASON			
3.55 ELECTRONIC LOCK RR AXLE	470.00		
6750# GVWR PACKAGE			
VOICE-ACTIVATED NAVIGATION	795.00		
CLASS IV TRAILER HITCH	150.00		
MIRROR MAN FOLD W/POWER GLASS			
36GAL EXTENDED RANGE FUEL TANK	445.00		
INTEGRATED TRAILER BRAKE CONT	275.00		
XLT POWER EQUIPMENT GROUP PKG	725.00		
.POWER-SLIDING REAR WINDOW			
.LED BOX LIGHTING			
.110V/400W OUTLET			
REVERSE SENSING SYSTEM	275.00		
XLT SPORT APPEARANCE PACKAGE	300.00		
.18" SIX-SPOKE MACH-ALUM WHEEL			
		PRICE INFORMATION	
		BASE PRICE	\$40,020.00
		TOTAL OPTIONS/OTHER	10375.00
		TOTAL VEHICLE & OPTIONS/OTHER	50395.00
		DESTINATION & DELIVERY	1695.00
		TOTAL BEFORE DISCOUNTS	52090.00
		XLT LUX CHROME OR SPRT	- 1750.00
		XLT/LARIAT DISCT NAV	- 500.00
		XLT LUX PWR EQUIP GRP	- 250.00
		TOTAL SAVINGS	- 2500.00

	RAMP ONE		TOTAL MSRP \$49,590.00
	AC29		
	RAMP TWO	ITEM #:	24-R401 O/T 2
	This label is affixed pursuant to the Federal Automobile Information Disclosure Act. Gasoline, License, and Title Fees, State and Local taxes are not included. Dealer installed options or accessories are not included unless listed above.		U705 N 6B X 040 000077 09 02 20


EPA DOT

Fuel Economy and Environment



Gasoline Vehicle

Fuel Economy



19

MPG

combined city/hwy

17

city

23

highway

Standard Pickup Trucks range from 14 to 27 MPG. The best vehicle rates 136 MPGe.

5.3

gallons per 100 miles

You spend

\$3,250

more in fuel costs over 5 years compared to the average new vehicle.

Annual fuel cost

\$2,150

Fuel Economy & Greenhouse Gas Rating (tailpipe only)

Smog Rating (tailpipe only)

1

3

10

Best

1

5

10




Best

This vehicle emits 468 grams CO₂ per mile. The best emits 0 grams per mile (tailpipe only). Producing and distributing fuel also create emissions; learn more at fueleconomy.gov.

Actual results will vary for many reasons, including driving conditions and how you drive and maintain your vehicle. The average new vehicle gets 27 MPG and costs \$7,500 to fuel over 5 years. Cost estimates are based on 15,000 miles per year at \$2.70 per gallon. MPGe is miles per gasoline gallon equivalent. Vehicle emissions are a significant cause of climate change and smog.

fueleconomy.gov

Calculate personalized estimates and compare vehicles



GOVERNMENT 5-STAR SAFETY RATINGS

Overall Vehicle Score

★★★★★

Based on the combined ratings of frontal, side and rollover. Should ONLY be compared to other vehicles of similar size and weight.

Frontal Crash

Driver Passenger

★★★★★

Based on the risk of injury in a frontal impact. Should ONLY be compared to other vehicles of similar size and weight.

Side Crash

Front seat Rear seat

★★★★★

Based on the risk of injury in a side impact.


Rollover


★★★★

Based on the risk of rollover in a single-vehicle crash.

Star ratings range from 1 to 5 stars (★★★★★), with 5 being the highest. Source: National Highway Traffic Safety Administration (NHTSA). www.safercar.gov or 1-888-327-4236


1FTEW1C41LFC18202





WARNING: Operating, servicing and maintaining a passenger vehicle, pickup truck, v vehicle can expose you to chemicals including engine exhaust, carbon monoxide, phtl lead, which are known to the State of California to cause cancer and birth defects or other reproductive harm. To minimize exposure, avoid breathing exhaust, do not idle the engine except as necessary, service your vehicle in a well-ventilated area and wear gloves or wash your hands frequently when servicing your vehicle. For more information go to www.P65Warnings.ca.gov/passenger-vehicle.

rates may apply. Text HELP for help



www.ford.com/help/privacy-terms/