



ford.com

VEHICLE DESCRIPTION

SUPER DUTY


2025 F250 SRW 4X4 CREW CAB  
XLT 160" WB STYLESIDE  
6.7L POWER STROKE V8 DIESEL  
10-SPEED AUTO TORQSHIFT

EXTERIOR  
RACE RED  
INTERIOR  
MEDIUM DARK SLATE CLOTH

SE C83959

STANDARD EQUIPMENT INCLUDED AT NO EXTRA CHARGE			
<b>EXTERIOR</b> <ul style="list-style-type: none"><li>• FOG LAMPS</li><li>• HEADLAMPS - AUTO HIGH BEAM</li><li>• HEADLAMPS - AUTOLAMP (ON/OFF)</li><li>• TOW HOOKS</li><li>• TRAILER BRAKE CONTROLLER</li><li>• TRAILER SWAY CONTROL</li><li>• TRAILER TOW MIRRORS</li></ul>	<b>INTERIOR</b> <ul style="list-style-type: none"><li>• 120V OUTLET</li><li>• 1TOUCH UP/DOWN DR/PASS WIN</li><li>• AIR COND, MANUAL FRONT</li><li>• CLOTH SUN VISORS</li><li>• CLTH SEATS W/8-WAY PWR DRV</li><li>• OUTSIDE TEMP DISPLAY</li><li>• PARTICULATE AIR FILTER</li><li>• POWER LOCKS AND WINDOWS</li><li>• STEERING:TILT/TELESCOPE, CRUISE &amp; AUDIO CONTROLS</li><li>• UPPER GLOVEBOX STORAGE</li></ul>	<b>FUNCTIONAL</b> <ul style="list-style-type: none"><li>• FORDPASS™ CONNECT 5GWI-FI HOTSPOT TELEMATICS MODEM</li><li>• HILL START ASSIST</li><li>• MONO BEAM COIL SPRING FRT SUSPENSION W/STAB BAR</li><li>• PRE-COLLISION ASSIST W/AEB</li><li>• REAR VIEW CAMERA</li><li>• REMOTE KEYLESS ENTRY</li><li>• SYNC@4</li></ul>	<b>SAFETY/SECURITY</b> <ul style="list-style-type: none"><li>• ADVANCETRAC™ WITH RSC®</li><li>• AIRBAGS - SAFETY CANOPY®</li><li>• BELT-MINDER CHIME</li><li>• DRIVER/PASSENGER AIR BAGS</li><li>• SECURE PKG 1 YR INCLUDED</li><li>• SOS POST-CRASH ALERT SYST™</li></ul> <b>WARRANTY</b> <ul style="list-style-type: none"><li>• 3YR/36,000 BUMPER / BUMPER</li><li>• 5YR/60,000 POWERTRAIN</li><li>• 5YR/60,000 ROADSIDE ASSIST</li><li>• 5YR/100,000 DIESEL ENGINE</li></ul>

INCLUDED ON THIS VEHICLE	(MSRP)	(MSRP)	(MSRP)
<b>OPTIONAL EQUIPMENT/OTHER</b> PREFERRED EQUIPMENT PKG.603A 6.7L POWER STROKE V8 DIESEL 10-SPEED AUTO TORQSHIFT 3.31 ELECTRONIC-LOCKING AXLE TEXAS/OKLAHOMA EDITION FRONT LICENSE PLATE BRACKET BLACK APPEARANCE PACKAGE .LT275/65R20E BSW ALL-TERRAIN .WHEEL WELL LINERS - REAR .HI GLOSS BLACK ALUM WHEELS-20 .LED BOX LIGHTING .TOUGH BED SPRAY IN BEDLINER XLT PREMIUM PACKAGE .SIRIUSXM W/360L- NA AK&HI .POWERSCOPE TRAILER TOW MIRROR .B&O SOUND SYSTEM .BLIS (BLIND SPOT INFO SYSTEM) .PAYLOAD PACKAGE UPGRADE .REAR PARKING SENSORS .REMOTE START SYSTEM .360-DEGREE CAMERA PACKAGE .HEATED FRONT SEATS FX4 OFF-ROAD PACKAGE .SKID PLATES 10600# GVWR PACKAGE 50 STATE EMISSIONS BACKGLASS DEFROST SPARE TIRE AND WHEEL JACK UPFITTER SWITCHES	DUAL BATTERY CLOTH 40/CONSOLE/40 SEAT  10,495.00 NO CHARGE 430.00  NO CHARGE 4,795.00   4,150.00     550.00  NO CHARGE 60.00 NO CHARGE  230.00	NO CHARGE 300.00  225.00	<b>PRICE INFORMATION</b> BASE PRICE \$55,700.00 TOTAL OPTIONS/OTHER 21,235.00  TOTAL VEHICLE & OPTIONS/OTHER 76,935.00 DESTINATION & DELIVERY 2,095.00

	RAMP ONE  RT34		TOTAL MSRP \$79,030.00
	RAMP TWO	RAIL  ITEM #: 52-P12P O/T 1	 Whether you decide to lease or finance your vehicle, you'll find the choices that are right for you. See your dealer for details or visit <a href="http://www.ford.com/finance">www.ford.com/finance</a> .
	This label is affixed pursuant to the Federal Automobile Information Disclosure Act. Gasoline, License, and Title Fees, State and Local taxes are not included. Dealer installed options or accessories are not included unless listed above.		<b>SPECIAL ORDER</b> SC041 N RB 2X 525 002999 03 04 25

California Air Resources Board

Diesel Vehicle

Environmental Performance

These ratings are not directly comparable to the U.S. EPA/DOT light-duty vehicle label ratings. For information on how to compare, please see [www.arb.ca.gov/ep\\_label](http://www.arb.ca.gov/ep_label).

Protect the environment. Choose vehicles with **higher ratings**:

Greenhouse Gas Rating (tailpipe only)

A+CleanerC-D

Smog Rating (tailpipe only)

A+CleanerB-D

Vehicle emissions are a primary contributor to climate change and smog. Ratings are determined by the California Air Resources Board based on this vehicle's measured emissions.



47 YEARS

BUILT Ford TOUGH


F-SERIES®


AMERICA'S BEST SELLING TRUCKS

The FordPass™ Connect modem is active and sending vehicle data (e.g., diagnostics) to Ford.\*\* See in-vehicle settings for connectivity options.


\*Based on 1977–2023 CY total sales.  
\*\*FordPass Connect (optional on select vehicles), the FordPass App and complimentary Connected Service are required for remote features (see FordPass Terms for details). Connected service and features depend on compatible AT&T network availability. Evolving technology/cellular networks/vehicle capability may limit functionality and prevent operation of connected features. Connected service excludes WI-Fi hotspot.

1FT8W2BT9SEC83959



 **WARNING:** Operating, servicing and maintaining a passenger vehicle, pickup truck, v vehicle can expose you to chemicals including engine exhaust, carbon monoxide, phtl lead, which are known to the State of California to cause cancer and birth defects or other reproductive harm. To minimize exposure, avoid breathing exhaust, do not idle the engine except as necessary, service your vehicle in a well-ventilated area and wear gloves or wash your hands frequently when servicing your vehicle. For more information go to [www.P65Warnings.ca.gov/passenger-vehicle](http://www.P65Warnings.ca.gov/passenger-vehicle).

rates may apply. Text HELP for help



[www.ford.com/help/privacy-terms/](http://www.ford.com/help/privacy-terms/)