



ford.com

VEHICLE DESCRIPTION

SUPER DUTY

2025 F250 SRW 4X4 CREW CAB PLATINUM 160" WB STYLESIDE 6.7 HI OUTPUT POWER STROKE 10-SPEED AUTO TORQSHIFT

SE

C74337

EXTERIOR

AGATE BLACK

INTERIOR

SMOKED TRUFFLE LEATHER

STANDARD EQUIPMENT INCLUDED AT NO EXTRA CHARGE			
<b>EXTERIOR</b> <ul style="list-style-type: none"><li>LED FOG LAMPS</li><li>PICKUP BOX TIE DOWN HOOKS</li><li>POWER SLIDING REAR WINDOW W/DEFROST &amp; PRIVACY TINT</li><li>POWER TAILGATE</li><li>POWERSCOPE TT POWER-FOLD MIRRORS, POWER/HEATED</li><li>PROJECTOR HEADLAMPS LED</li><li>TAIL LAMPS - LED</li><li>TAILGATE STEP</li><li>TOW HOOKS</li><li>TRAILER BRAKE CONTROLLER</li><li>WIPERS - RAIN-SENSING</li></ul>	<b>INTERIOR</b> <ul style="list-style-type: none"><li>12" PRODUCTIVITY SCREEN</li><li>120V OUTLET</li><li>1TOUCH UP/DOWN DR/PASS WIN</li><li>ADAPTIVE CRUISE CONTROL</li><li>AMBIENT LIGHTING-FIXED</li><li>DUAL-ZONE ELECTRONIC AUTO CLIMATE CONTROL</li><li>HEAD-UP DISPLAY</li><li>LTHR WRAPPED HTD STR WHL</li><li>OUTSIDE TEMP DISPLAY</li><li>PARTICULATE AIR FILTER</li><li>PEDALS-PWR ADJ W/MEMORY</li><li>POWER LOCKS AND WINDOWS</li><li>PWR DRIVER AND PASS SEAT</li><li>PWR TILT/TEL STR COL W/MEM</li></ul>	<b>FUNCTIONAL</b> <ul style="list-style-type: none"><li>360-DEGREE CAMERA</li><li>B&amp;O UNLEASHED SOUND SYSTEM</li><li>CONNECTED NAV: 1 YR TRIAL</li><li>FORD CO-PILOT360™ 2.0</li><li>FORDPASS™ CONNECT 5GWI-FI HOTSPOT TELEMATICS MODEM</li><li>INTELLIGENT ACCESS W/PUSH BUTTON START</li><li>MONO BEAM COIL SPRING FRT SUSPENSION W/STAB BAR</li><li>ONBOARD SCALE/SMART HITCH</li><li>SIRIUSXM® W/360L- NA AK&amp;HI</li><li>SYNC®4 W/EVR &amp; 12" SCREEN</li><li>WIRELESS CHARGING PAD</li></ul>	<b>SAFETY/SECURITY</b> <ul style="list-style-type: none"><li>ADVANCETRAC™ WITH RSC®</li><li>AIRBAGS - SAFETY CANOPY®</li><li>BELT-MINDER CHIME</li><li>DRIVER/PASSENGER AIR BAGS</li><li>LED CTR HIGH MNT STOP LAMP</li><li>SECURE PKG 1 YR INCLUDED</li><li>SOS POST-CRASH ALERT SYST™</li></ul> <b>WARRANTY</b> <ul style="list-style-type: none"><li>3YR/36,000 BUMPER / BUMPER</li><li>5YR/60,000 POWERTRAIN</li><li>5YR/60,000 ROADSIDE ASSIST</li><li>5YR/100,000 DIESEL ENGINE</li></ul>

INCLUDED ON THIS VEHICLE	(MSRP)	PRICE INFORMATION	(MSRP)
<b>OPTIONAL EQUIPMENT/OTHER</b> PREFERRED EQUIPMENT PKG.703A 6.7 HI OUTPUT POWER STROKE 10-SPEED AUTO TORQSHIFT 3.55 ELECTRONIC-LOCKING AXLE PLATINUM PLUS PACKAGE .PRO POWER ONBOARD - 2KW .MOONROOF POWER-TWIN PANEL .UPFITTER SWITCHES .MAX RECLINE DRIVER PASS SEAT TREMOR OFF-ROAD PACKAGE .35" OFF ROAD LT285/75R18E AT .SKID PLATES .MACHINED AND PAINT ALUM-18"WH 11000# GVWR PACKAGE 50 STATE EMISSIONS 5TH WHEEL HITCH PREP PACKAGE HIGH CAPACITY TRAILER TOW PKG JACK	12,995.00 NO CHARGE NO CHARGE 6,500.00      4,500.00   NO CHARGE 650.00 NO CHARGE   225.00	<b>PRICE INFORMATION</b> BASE PRICE TOTAL OPTIONS/OTHER      TOTAL VEHICLE & OPTIONS/OTHER DESTINATION & DELIVERY   <b>TOTAL BEFORE DISCOUNTS</b> <b>TREMOR W/TRAILER TOW</b>   <b>TOTAL SAVINGS</b>	\$77,865.00 24,870.00      102,735.00 2,095.00   <b>104,830.00</b> <b>- 570.00</b>   <b>- 570.00</b>

	RAMP ONE		TOTAL MSRP \$104,260.00
	RH35	RAIL	
	RAMP TWO	ITEM #: 24-R748 O/T 1	
	This label is affixed pursuant to the Federal Automobile Information Disclosure Act. Gasoline, License, and Title Fees, State and Local taxes are not included. Dealer installed options or accessories are not included unless listed above.		<b>SPECIAL ORDER</b> SC132 N RB 2X 525 001833 03 13 25

California Air Resources Board

Diesel Vehicle

Environmental Performance

These ratings are not directly comparable to the U.S. EPA/DOT light-duty vehicle label ratings. For information on how to compare, please see [www.arb.ca.gov/ep\\_label](http://www.arb.ca.gov/ep_label).

Protect the environment. Choose vehicles with higher ratings:

Greenhouse Gas Rating (tailpipe only)

A+

C-

D

Cleaner

Smog Rating (tailpipe only)

A+

B

D

Cleaner

Vehicle emissions are a primary contributor to climate change and smog. Ratings are determined by the California Air Resources Board based on this vehicle's measured emissions.



48 YEARS BUILT Ford TOUGH

F-SERIES®


AMERICA'S BEST SELLING TRUCKS


The FordPass™ Connect modem is active and sending vehicle data (e.g., diagnostics) to Ford.\*\* See in-vehicle settings for connectivity options.

\*Based on 1977–2024 CY total sales.


\*\*FordPass Connect (optional on select vehicles), the FordPass App and complimentary Connected Service are required for remote features (see FordPass Terms for details). Connected service and features depend on compatible AT&T network availability. Evolving technology/cellular networks/vehicle capability may limit functionality and prevent operation of connected features. Connected service excludes WI-FI hotspot.

1FT8W2BM6SEC74337



**WARNING:** Operating, servicing and maintaining a passenger vehicle, pickup truck, v vehicle can expose you to chemicals including engine exhaust, carbon monoxide, phtl lead, which are known to the State of California to cause cancer and birth defects or other reproductive harm. To minimize exposure, avoid breathing exhaust, do not idle the engine except as necessary, service your vehicle in a well-ventilated area and wear gloves or wash your hands frequently when servicing your vehicle. For more information go to [www.P65Warnings.ca.gov/passenger-vehicle](http://www.P65Warnings.ca.gov/passenger-vehicle).

rates may apply. Text HELP for help



[www.ford.com/help/privacy-terms/](http://www.ford.com/help/privacy-terms/)