



ford.com

VEHICLE DESCRIPTION

SUPER DUTY

2025 F250 SRW 4X4 CREW CAB XL 160" WB STYLESIDE 6.8L DEVCT NA PFI V8 ENGINE 10-SPEED AUTO TORQSHIFT-G

EXTERIOR OXFORD WHITE

INTERIOR MEDIUM DARK SLATE VINYL

SE

D41384

STANDARD EQUIPMENT INCLUDED AT NO EXTRA CHARGE

EXTERIOR

- DOOR HANDLES - BLACK
- HEADLAMPS - AUTOLAMP (ON/OFF)
- TOW HOOKS
- TRAILER SWAY CONTROL
- TRAILER TOW MIRRORS
- WIPERS- INTERMITTENT

INTERIOR

- 4.2" PRODUCTIVITY SCREEN
- AIR COND, MANUAL FRONT
- CLOTH SUN VISORS
- DRIVER SEAT-MANUAL LUMBAR
- OUTSIDE TEMP DISPLAY
- PARTICULATE AIR FILTER
- POWER LOCKS AND WINDOWS
- STEERING:TILT/TELESCOPE, CRUISE & AUDIO CONTROLS

FUNCTIONAL

- 4-WHEEL ANTILOCK BRAKE SYS
- FORDPASS™ CONNECT 5GWI-FI HOTSPOT TELEMATICS MODEM
- HILL START ASSIST
- MANUAL LOCKING HUBS
- MONO BEAM COIL SPRING FRT SUSPENSION W/STAB BAR
- REAR VIEW CAMERA
- REMOTE KEYLESS ENTRY
- SYNC®4 W/8" SCREEN

SAFETY/SECURITY

- ADVANCETRAC™ WITH RSC®
- AIRBAGS - SAFETY CANOPY®
- BELT-MINDER CHIME
- DRIVER/PASSENGER AIR BAGS
- SECURE PKG 1 YR INCLUDED
- SECURILOCK® ANTI-THEFT SYS
- SOS POST-CRASH ALERT SYST™

WARRANTY

- 3YR/36,000 BUMPER / BUMPER
- 5YR/60,000 POWERTRAIN
- 5YR/60,000 ROADSIDE ASSIST
- 5YR/100,000 DIESEL ENGINE

BUILT

TOUGH

INCLUDED ON THIS VEHICLE

OPTIONAL EQUIPMENT/OTHER

PREFERRED EQUIPMENT PKG.600A

10-SPEED AUTO TORQSHIFT-G

LT245/75R17E BSW ALL-TERRAIN

3.73 RATIO NON LTD SLIP AXLE

PLATFORM RUNNING BOARDS

10000# GVWR PACKAGE

50 STATE EMISSIONS

SPARE TIRE AND WHEEL

INTERIOR WORK SURFACE

JACK

UPFITTER SWITCHES

190AMP(GAS)/250AMP(6.7L) ALTR

XL DRIVER ASSIST PACKAGE

(MSRP)

NO CHARGE

165.00

NO CHARGE

445.00

NO CHARGE

140.00

230.00

NO CHARGE

730.00

PRICE INFORMATION

BASE PRICE

\$51,890.00

TOTAL OPTIONS/OTHER

1,710.00

TOTAL VEHICLE & OPTIONS/OTHER

53,600.00

DESTINATION & DELIVERY

2,095.00

(MSRP)

NO CHARGE

165.00

NO CHARGE

445.00

NO CHARGE

140.00

230.00

NO CHARGE

730.00

California Air Resources Board

Gasoline Vehicle

Environmental Performance

These ratings are not directly comparable to the U.S. EPA/DOT light-duty vehicle label ratings. For information on how to compare, please see www.arb.ca.gov/ep_label.

Protect the environment. Choose vehicles with higher ratings:

Greenhouse Gas Rating

(tailpipe only)

A+

D

Cleaner

Smog Rating

(tailpipe only)


A+

A-

D

Cleaner

Vehicle emissions are a primary contributor to climate change and smog. Ratings are determined by the California Air Resources Board based on this vehicle's measured emissions.



GOVERNMENT 5-STAR SAFETY RATINGS

Overall Vehicle Score

Not Rated

Based on the combined ratings of frontal, side and rollover. Should ONLY be compared to other vehicles of similar size and weight.

Frontal Crash

Driver Passenger

Not Rated

Not Rated

Based on the risk of injury in a frontal impact. Should ONLY be compared to other vehicles of similar size and weight.

Side Crash

Front seat

Not Rated

Not Rated

Based on the risk of injury in a side impact.


Rollover

Not Rated

Based on the risk of rollover in a single-vehicle crash.

Star ratings range from 1 to 5 stars (★★★★★), with 5 being the highest. Source: National Highway Traffic Safety Administration (NHTSA). www.safercar.gov or 1-888-327-4236


1FT7W2BA9SED41384



WARNING:

Operating, servicing and maintaining a passenger vehicle, pickup truck, v vehicle can expose you to chemicals including engine exhaust, carbon monoxide, phtl lead, which are known to the State of California to cause cancer and birth defects or other reproductive harm. To minimize exposure, avoid breathing exhaust, do not idle the engine except as necessary, service your vehicle in a well-ventilated area and wear gloves or wash your hands frequently when servicing your vehicle. For more information go to www.P65Warnings.ca.gov/passenger-vehicle.

rates may apply. Text HELP for help



www.ford.com/help/privacy-terms/