



ford.com

VEHICLE DESCRIPTION

SUPER DUTY

2025 F250 SRW 4X4 CREW CAB
XL 176" WB STYLESIDE
6.8L DEVCT NA PFI V8 ENGINE
10-SPEED AUTO TORQSHIFT-G

SE C10788

EXTERIOR
OXFORD WHITE
INTERIOR
MEDIUM DARK SLATE VINYL

STANDARD EQUIPMENT INCLUDED AT NO EXTRA CHARGE

EXTERIOR

- DOOR HANDLES - BLACK
- HEADLAMPS - AUTOLAMP (ON/OFF)
- TOW HOOKS
- TRAILER SWAY CONTROL
- TRAILER TOW MIRRORS
- WIPERS- INTERMITTENT

INTERIOR

- 4.2" PRODUCTIVITY SCREEN
- AIR COND, MANUAL FRONT
- CLOTH SUN VISORS
- DRIVER SEAT-MANUAL LUMBAR
- OUTSIDE TEMP DISPLAY
- PARTICULATE AIR FILTER
- POWER LOCKS AND WINDOWS
- STEERING:TILT/TELESCOPE, CRUISE & AUDIO CONTROLS

FUNCTIONAL

- 4-WHEEL ANTILOCK BRAKE SYS
- FORDPASS™ CONNECT 5GWI-FI HOTSPOT TELEMATICS MODEM
- HILL START ASSIST
- MANUAL LOCKING HUBS
- MONO BEAM COIL SPRING FRT SUSPENSION W/STAB BAR
- REAR VIEW CAMERA
- REMOTE KEYLESS ENTRY
- SYNC®4 W/8" SCREEN

SAFETY/SECURITY

- ADVANCETRAC™ WITH RSC®
- AIRBAGS - SAFETY CANOPY®
- BELT-MINDER CHIME
- DRIVER/PASSENGER AIR BAGS
- SECURE PKG 1 YR INCLUDED
- SECURILOCK® ANTI-THEFT SYS
- SOS POST-CRASH ALERT SYS™

WARRANTY

- 3YR/36,000 BUMPER / BUMPER
- 5YR/60,000 POWERTRAIN
- 5YR/60,000 ROADSIDE ASSIST
- 5YR/100,000 DIESEL ENGINE

INCLUDED ON THIS VEHICLE

OPTIONAL EQUIPMENT/OTHER

(MSRP)

PRICE INFORMATION

(MSRP)

BASE PRICE

\$52,100.00

TOTAL OPTIONS/OTHER

2,575.00

TOTAL VEHICLE & OPTIONS/OTHER

54,675.00

DESTINATION & DELIVERY

1,995.00

NO CHARGE

165.00

430.00

NO CHARGE

445.00

NO CHARGE

175.00

250.00

NO CHARGE

300.00


95.00

165.00

115.00

210.00

225.00

	RAMP ONE		TOTAL MSRP \$56,670.00
	RA5R	RAIL	
	RAMP TWO	ITEM #: 13-P352 O/T 2	<div><div></div><div>Whether you decide to lease or finance your vehicle, you'll find the choices that are right for you. See your dealer for details or visit www.ford.com/finance.</div></div>
	This label is affixed pursuant to the Federal Automobile Information Disclosure Act. Gasoline, License, and Title Fees, State and Local taxes are not included. Dealer installed options or accessories are not included unless listed above.		
			RL262 R RB 2X 520 001906 11 26 24

California Air Resources Board

Gasoline Vehicle

Environmental Performance

These ratings are not directly comparable to the U.S. EPA/DOT light-duty vehicle label ratings. For information on how to compare, please see www.arb.ca.gov/ep_label.

Protect the environment. Choose vehicles with higher ratings:

Greenhouse Gas Rating (tailpipe only)

A+

D

Cleaner

Smog Rating (tailpipe only)


A+

A-

D

Cleaner

Vehicle emissions are a primary contributor to climate change and smog. Ratings are determined by the California Air Resources Board based on this vehicle's measured emissions.



GOVERNMENT 5-STAR SAFETY RATINGS

Overall Vehicle Score

Not Rated

Based on the combined ratings of frontal, side and rollover. Should ONLY be compared to other vehicles of similar size and weight.

Frontal Crash

Driver Passenger

Not Rated
Not Rated

Based on the risk of injury in a frontal impact. Should ONLY be compared to other vehicles of similar size and weight.

Side Crash

Front seat
Rear seat

Not Rated
Not Rated

Based on the risk of injury in a side impact.


Rollover


Not Rated

Based on the risk of rollover in a single-vehicle crash.

Star ratings range from 1 to 5 stars (★★★★★), with 5 being the highest. Source: National Highway Traffic Safety Administration (NHTSA). www.safercar.gov or 1-888-327-4236


1FT7W2BA3SEC10788





WARNING: Operating, servicing and maintaining a passenger vehicle, pickup truck, v vehicle can expose you to chemicals including engine exhaust, carbon monoxide, phtl lead, which are known to the State of California to cause cancer and birth defects or other reproductive harm. To minimize exposure, avoid breathing exhaust, do not idle the engine except as necessary, service your vehicle in a well-ventilated area and wear gloves or wash your hands frequently when servicing your vehicle. For more information go to www.P65Warnings.ca.gov/passenger-vehicle.

rates may apply. Text HELP for help



www.ford.com/help/privacy-terms/

47 YEARS BUILT TOUGH

F-SERIES®

AMERICA'S BEST SELLING TRUCKS

The FordPass™ Connect modem is active and sending vehicle data (e.g., diagnostics) to Ford.** See in-vehicle settings for connectivity options.

*Based on 1977–2023 CY total sales.

**FordPass Connect (optional on select vehicles), the FordPass App and complimentary Connected Service are required for remote features (see FordPass Terms for details). Connected service and features depend on compatible AT&T network availability. Evolving technology/cellular networks/vehicle capability may limit functionality and prevent operation of connected features. Connected service excludes WI-FI hotspot.